



2397 Gsteig–Sanetsch **12 Juni–17 Okt**Innergsteig–Sanetsch-
Stausee

830–1700

L 2066 m, H 852 m, F 11 Min

Gsteig-Innergsteig:
20 Min von  (12.180)Sanetsch-Stausee–Sanetsch:
10 Min von  (12.344)**Betriebseinstellung**Bei starkem Wind oder sonstigen
besonderen Verhältnissen kann der
Bahnbetrieb jederzeit eingestellt
werdenFahrten in der Regel ab 4 Personen.
Gruppen ab 10 Personen werden
auf Anmeldung befördert
CHF 033 755 85 75. Zur Vermeidung
von Warteschlangen kann an stark
frequentierten Tagen für Talfahr-
ten am Nachmittag reserviert
werden. Anmeldung bei der
Bergstation ab 15 UhrDie Sommer-Abonnemente von
"Gstaad Mountain Rides"
ausgenommen "easy acces card"
sind gültig**KIGS, Gsteig**
CHF 033 755 85 75
Kantonale Konzession**2398 Reusch–Oldenegg–Cabane-des-Diablerets**  , 2 Sektionen**17 Juli–22 Aug**

Reusch–Oldenegg


900–1620 alle 20 Min


















Oldenegg–Reusch
























920–1640 alle 20 Min

L 1624 m, H 572 m, F 6 Min

1 Min von  (12.180)**Übrige Zeit via Col-du-Pillon**
siehe Feld 2085Oldenegg–Cabane-des-Diablerets:
 in Betrieb nur Bergfahrt für
Skifahrer**G3AG, Gstaad**
CHF 0848 00 3000 / 024 492 09 23
www.glacier3000.ch
info@glacier3000.ch**2405 Mülönen–Niesen Kulm** , 2 Sektionen**1 Mai–14 Nov**

Mülönen	800	830	900	930	alle 30 Min	1700								
Schwandegg	815	845	915	945		1715	↗ 1745	↗ 1815	↗ 1845	↗ 1915	↗ 1945			
Niesen Kulm	830	900	930	1000		1730								




Niesen Kulm	815	845	915	945	alle 30 Min	1745												
Schwandegg	830	900	930	1000		1800	↗ 1830	↗ 1900	↗ 2015	↗ 2110	↗ 2140	↗ 2210	↗ 2240					
Mülönen	845	915	945	1015		1815												

Niesen Kulm		22 55
Schwandegg	↗	23 10
Mülönen		23 25

10 ⑤, ⑥ vom 7 Mai–3 Juli;
③, ⑤, ⑥ vom 7 Juli–13 Nov

L 3499 m, H 1643 m

2 Min von  (300)Bei starkem Andrang verkehren die
Kurse alle 15 Minuten ohne
Rücksicht auf den Fahrplan**Betrieb eingestellt**
16 Nov 09 - 30 Apr 10
und ab 15 Nov 10**Abend-Extrafahrten** für Gruppen
nach Vereinbarung**NB, Mülönen**
CHF 033 676 77 11
Fax 033 676 77 12
www.niesen.ch
info@niesen.ch**2408 Kiental–Ramslauenen** **19 Dez–14 März****15 Mai–17 Okt**

Kiental–Ramslauenen

900–1615

800–1700

L 1405 m, H 483 m, F 15 Min

7 Min von  (31.220)**Betriebsverlängerung**
im Herbst je nach Verhältnissen**SKRa, Kiental**
CHF 033 676 11 15 / 676 25 73