













2272**Kalpetran–Embd**  Kalpetran–Embd

 5 35,  6 00, 6 10, 6 35, 6 45, 7 10, 7 40, 8 10, 8 35, 8 45, 9 10, 9 35, 9 45, 10 10,  10 35,
 10 45,  10 11 10, 11 35, 11 45, 12 10,  12 35,  12 45, 13 10, 13 35, 13 45, 14 10, 14 35,
 14 45, 15 10, 15 35, 15 45, 16 10,  16 35, 16 45, 17 10, 17 35, 17 45, 18 10, 18 35, 18 45,
 19 10, 19 35, 19 45, 20 10, 20 35,  21 10,  21 35

 ①–⑥

L 927 m, H 504 m, F 6 Min

1 Min von  (140)**Jeder 1. Mittwoch des Monats**

Kontrolltag von 8 00–18 00

Fahrzeiten ohne Gewähr

Rollstuhl: **LKE, Embd**

☎ 027 952 11 88

Kantonale Konzession