




















### 2333 Riederalp-Moosfluh

|   |   |  |  |
|---|---|--|--|
|  | *8 Dez-14 Apr   | 9 Juni-21 Okt  |  |
|   | Riederalp-Moosfluh  | 900-1630   | 830-1630   |
|   | L 1754 m, H 450 m, F 10 Min   | <b>Betriebseinstellung</b><br>Bei schlechter Witterung kann der Betrieb eingestellt werden<br>Auskunft ☎ 027 928 41 41 | <b>ARBAG, Mörel</b><br>☎ 027 928 41 41<br><a href="http://www.aletscharena.ch">www.aletscharena.ch</a><br><a href="mailto:info@aletschbahnen.ch">info@aletschbahnen.ch</a> |
|   | 10 Min von  (2330) | <b>Rollstuhl:</b> <br>☎ 027 928 66 11 |  |
|   | * Wintersaison 2017/18<br>8 Dez-14 Apr  |  |  |

### 2337.1 Betten Talstation-Bettmeralp (Direkt)

|   |                          |   |          |          |          |          |  |       |       |       |       |   |       |       |       |  |
|---|--------------------------|---|----------|----------|----------|----------|--|-------|-------|-------|-------|---|-------|-------|-------|--|
|  | <b>Betten Talstation</b> | 10 5 50   | 10 6 20  | 10 6 50  | 10 7 20  | 7 50     | 8 20   | 8 50  | 9 20  | 9 50  | 10 20 | 10 50   | 11 20 | 11 50 | 12 20 |  |
|   | <b>Bettmeralp</b>        | 10 5 57   | 10 6 27  | 10 6 57  | 10 7 27  | 7 57     | 8 27   | 8 57  | 9 27  | 9 57  | 10 27 | 10 57   | 11 27 | 11 57 | 12 27 |  |
|   | <b>Betten Talstation</b> | 12 55   | 13 25    | 13 55    | 14 25    | 14 55    | 15 25  | 15 55 | 16 25 | 16 55 | 17 25 | 17 55   | 18 25 | 18 55 |       |  |
|   | <b>Bettmeralp</b>        | 13 02   | 13 32    | 14 02    | 14 32    | 15 02    | 15 32  | 16 02 | 16 32 | 17 02 | 17 32 | 18 02   | 18 32 | 19 02 |       |  |
|   | <b>Betten Talstation</b> | 11 19 25  | 11 19 55 | 12 20 25 | 12 20 55 | 13 21 25 | 13 21 55   |       |       |       |       |   |       |       |       |  |
|   | <b>Bettmeralp</b>        | 11 19 32  | 11 20 02 | 12 20 32 | 12 21 02 | 13 21 32 | 13 22 02   |       |       |       |       |   |       |       |       |  |
|  | <b>Bettmeralp</b>        | 10 5 50   | 10 6 20  | 10 6 50  | 10 7 20  | 7 50     | 8 20   | 8 50  | 9 20  | 9 50  | 10 20 | 10 50   | 11 20 | 11 50 | 12 20 |  |
|   | <b>Betten Talstation</b> | 10 5 57   | 10 6 27  | 10 6 57  | 10 7 27  | 7 57     | 8 27   | 8 57  | 9 27  | 9 57  | 10 27 | 10 57   | 11 27 | 11 57 | 12 27 |  |
|   | <b>Bettmeralp</b>        | 13 02   | 13 32    | 14 02    | 14 32    | 15 02    | 15 32  | 16 02 | 16 32 | 17 02 | 17 32 | 18 02   | 18 32 | 19 02 |       |  |
|   | <b>Betten Talstation</b> | 11 19 25  | 11 19 55 | 12 20 25 | 12 20 55 | 13 21 25 | 13 21 55   |       |       |       |       |   |       |       |       |  |
|   | <b>Bettmeralp</b>        | 11 19 32  | 11 20 02 | 12 20 32 | 12 21 02 | 13 21 32 | 13 22 02   |       |       |       |       |   |       |       |       |  |
|   |                          | 10  6 vom 16 Dez-14 Apr                        |          |          |          |          | L 2446 m, H 1089 m, F 7 Min  |       |       |       |       | <b>Rollstuhl:</b>    |       |       |       |  |
|   |                          | 11  5-7 vom 15 Dez-14 Apr, 15 Juni<br>-26 Aug  |          |          |          |          | In Stosszeiten keine Gewähr für die Einhaltung des Fahrplans                   |       |       |       |       | <b>BAB, Bettmeralp</b><br>☎ 027 928 41 41<br><a href="http://www.aletscharena.ch">www.aletscharena.ch</a><br><a href="mailto:info@aletschbahnen.ch">info@aletschbahnen.ch</a> |       |       |       |  |
|   |                          | 12  5, 6 vom 15 Dez-14 Apr, 15 Juni-<br>25 Aug |          |          |          |          | Zwischenfahrten während den Hauptverkehrszeiten nach Bedarf                    |       |       |       |       |   |       |       |       |  |
|   |                          | 13  5 vom 15 Dez-13 Apr, 15 Juni-24<br>Aug     |          |          |          |          | <b>Gesellschaften und Schulen</b><br>Voranmeldung erwünscht<br>☎ 027 928 41 41 |       |       |       |       |   |       |       |       |  |
|   |                          | 1 Min von  (142)                               |          |          |          |          |  |       |       |       |       |   |       |       |       |  |

### 2337.2 Betten Talstation-Betten Dorf-Bettmeralp , 2 Sektionen

|   |                          |  |       |       |       |       |   |       |          |          |          |  |          |          |          |          |
|---|--------------------------|--|-------|-------|-------|-------|---|-------|----------|----------|----------|--|----------|----------|----------|----------|
|  | <b>Betten Talstation</b> |  | 6 18  | 6 45  | 7 18  | 7 50  | 8 20  | 8 50  | 9 20     | 9 50     | 10 20    | 10 50  | 11 20    |          | 11 50    | 12 20    |
|   | <b>Betten Dorf</b>       |         | 6 22  | 6 49  | 7 22  | 7 54  | 8 24  | 8 54  | 9 24     | 9 54     | 10 24    | 10 54  | 11 24    |          | 11 54    | 12 24    |
|   | <b>Betten Dorf</b>       |  | 5 50  | 6 25  | 6 55  | 7 25  | 7 55  | 8 25  | 8 55     | 9 25     | 9 55     | 10 25  | 10 55    | 11 25    | 11 55    | 12 25    |
|   | <b>Bettmeralp</b>        |  | 5 55  | 6 30  | 7 00  | 7 30  | 8 00  | 8 30  | 9 00     | 9 30     | 10 00    | 10 30  | 11 00    | 11 30    | 12 00    | 12 30    |
|  | <b>Betten Talstation</b> | 12 50  | 13 20 | 13 50 | 14 20 | 14 50 | 15 20   | 15 50 | 16 20    | 16 50    | 17 18    | 17 50  | 18 18    | 18 50    | 19 18    |          |
|   | <b>Betten Dorf</b>       |         | 12 54 | 13 24 | 13 54 | 14 24 | 14 54   | 15 24 | 15 54    | 16 24    | 16 54    | 17 22  | 17 54    | 18 22    | 18 54    | 19 22    |
|   | <b>Betten Dorf</b>       | 12 55  | 13 25 | 13 55 | 14 25 | 14 55 | 15 25   | 15 55 | 16 25    | 16 55    | 17 25    | 17 55  | 18 25    | 18 55    | 19 25    |          |
|   | <b>Bettmeralp</b>        | 13 00  | 13 30 | 14 00 | 14 30 | 15 00 | 15 30   | 16 00 | 16 30    | 17 00    | 17 30    | 18 00  | 18 30    | 19 00    | 19 30    |          |
|   | <b>Betten Talstation</b> | 19 50  | 20 18 | 20 50 | 21 18 | 21 50 | 22 18   | 22 45 | 11 23 15 | 11 23 15 | 11 23 15 | 11 23 15   | 11 23 15 | 11 23 15 | 11 23 15 | 11 23 15 |
|   | <b>Betten Dorf</b>       |         | 19 54 | 20 22 | 20 54 | 21 22 | 21 54   | 22 22 | 22 49    | 22 49    | 22 49    | 22 49  | 22 49    | 22 49    | 22 49    | 22 49    |
|   | <b>Betten Dorf</b>       | 19 55  | 20 25 | 20 55 | 21 25 | 21 55 | 22 25   | 22 50 | 22 50    | 22 50    | 22 50    | 22 50  | 22 50    | 22 50    | 22 50    | 22 50    |
|   | <b>Bettmeralp</b>        | 20 00  | 20 30 | 21 00 | 21 30 | 22 00 | 22 30   | 22 55 | 11 23 25 | 11 23 25 | 11 23 25 | 11 23 25   | 11 23 25 | 11 23 25 | 11 23 25 | 11 23 25 |
|  | <b>Bettmeralp</b>        | 5 50   | 6 25  | 6 55  | 7 25  | 7 55  | 8 25  | 8 55  | 9 25     | 9 55     | 10 25    | 10 55  | 11 25    | 11 55    | 12 25    |          |
|   | <b>Betten Dorf</b>       |         | 5 55  | 6 30  | 7 00  | 7 30  | 8 00  | 8 30  | 9 00     | 9 30     | 10 00    | 10 30  | 11 00    | 11 30    | 12 00    | 12 30    |
|   | <b>Betten Dorf</b>       | 6 00   | 6 32  | 7 05  | 7 32  | 8 05  | 8 32  | 9 05  | 9 32     | 10 05    | 10 32    | 11 05  | 11 32    | 12 05    | 12 32    |          |
|   | <b>Betten Talstation</b> | 6 04   | 6 36  | 7 09  | 7 36  | 8 09  | 8 36  | 9 09  | 9 36     | 10 09    | 10 36    | 11 09  | 11 36    | 12 09    | 12 36    |          |
|  | <b>Bettmeralp</b>        | 12 55  | 13 25 | 13 55 | 14 25 | 14 55 | 15 25   | 15 55 | 16 25    | 16 55    | 17 25    | 17 55  | 18 25    | 18 55    |          |          |
|   | <b>Betten Dorf</b>       |         | 13 00 | 13 30 | 14 00 | 14 30 | 15 00   | 15 30 | 16 00    | 16 30    | 17 00    | 17 30  | 18 00    | 18 30    | 19 00    |          |
|   | <b>Betten Dorf</b>       | 13 05  | 13 32 | 14 05 | 14 32 | 15 05 | 15 32   | 16 05 | 16 32    | 17 05    | 17 32    | 18 05  | 18 32    | 19 05    |          |          |
|   | <b>Betten Talstation</b> | 13 09  | 13 36 | 14 09 | 14 36 | 15 09 | 15 36   | 16 09 | 16 36    | 17 09    | 17 36    | 18 09  | 18 36    | 19 09    |          |          |
|   |                          | 10 Schülerkurse, verkehren nur an Schultagen   |       |       |       |       | 1 Min von  (142) |       |          |          |          | In Stosszeiten keine Gewähr für die Einhaltung des Fahrplans |          |          |          |          |
|   |                          | 11  1-6 |       |       |       |       | 1.Sek.: L 872, H 370, F 4 Min   |       |          |          |          | 2.Sek.: L 1610, H 710, F 5 Min                               |          |          |          |          |