


















































2272 Kalpetran - Embd 





















Stand: 5. Oktober 2021



| | | | | | | | | | | | | |
|--------------------------------|---|---|---|---|---|---|--|---|---|---|---|---|
| Kalpetran (Seilbahn)Talstation |  05 35 10 |  06 00 10 |  06 10 |  06 35 |  06 45 |  07 10 |  07 40 |  08 10 11 |  08 35 11 |  08 45 11 |  09 10 11 |  09 35 11 |
| Embd (Seilbahn) Bergstation |  05 40 10 |  06 05 10 |  06 15 |  06 40 |  06 50 |  07 15 |  07 45 |  08 15 11 |  08 40 11 |  08 50 11 |  09 15 11 |  09 40 11 |

| | | | | | | | | | | | |
|--------------------------------|---|---|---|---|---|---|--|---|---|---|---|
| Kalpetran (Seilbahn)Talstation |  09 45 11 |  10 10 11 |  10 35 11 |  10 45 11 |  11 10 11 |  11 35 11 |  11 45 11 |  12 10 11 |  12 35 |  12 45 |  13 10 |
| Embd (Seilbahn) Bergstation |  09 50 11 |  10 15 11 |  10 40 11 |  10 50 11 |  11 15 11 |  11 40 11 |  11 50 11 |  12 15 11 |  12 40 |  12 50 |  13 15 |

























| | | | | | | | | | | | | | | |
|--------------------------------|---|---|---|---|---|---|--|---|---|---|---|---|---|---|
| Kalpetran (Seilbahn)Talstation |  13 35 |  13 45 |  14 10 |  14 35 |  14 45 |  15 10 |  15 35 |  15 45 |  16 10 |  16 35 |  16 45 |  17 10 |  17 35 | 17 45 |
| Embd (Seilbahn) Bergstation |  13 40 |  13 50 |  14 15 |  14 40 |  14 50 |  15 15 |  15 40 |  15 50 |  16 15 |  16 40 |  16 51 |  17 15 |  17 40 | 17 50 |













| | | | | | | | | | | |
|--------------------------------|---|---|---|---|---|---|--|---|---|---|
| Kalpetran (Seilbahn)Talstation |  18 10 |  18 35 |  18 45 |  19 10 |  19 35 |  19 45 |  20 10 |  20 35 |  21 10 10 |  21 35 10 |
| Embd (Seilbahn) Bergstation |  18 15 |  18 40 |  18 50 |  19 15 |  19 40 |  19 50 |  20 15 |  20 40 |  21 15 10 |  21 40 10 |


























2272 Embd - Kalpetran 





















Stand: 5. Oktober 2021



| | | | | | | | | | | | | |
|--------------------------------|---|---|---|---|---|---|--|---|---|---|---|---|
| Embd (Seilbahn) Bergstation |  05 35 10 |  06 00 10 |  06 10 |  06 35 |  06 45 |  07 10 |  07 40 |  08 10 11 |  08 35 11 |  08 45 11 |  09 10 11 |  09 35 11 |
| Kalpetran (Seilbahn)Talstation |  05 40 10 |  06 05 10 |  06 15 |  06 40 |  06 50 |  07 15 |  07 45 |  08 15 11 |  08 40 11 |  08 50 11 |  09 15 11 |  09 40 11 |

| | | | | | | | | | | | |
|--------------------------------|---|---|---|---|---|---|--|---|---|---|---|
| Embd (Seilbahn) Bergstation |  09 45 11 |  10 10 11 |  10 35 11 |  10 45 11 |  11 10 11 |  11 35 11 |  11 45 11 |  12 10 11 |  12 35 |  12 45 |  13 10 |
| Kalpetran (Seilbahn)Talstation |  09 50 11 |  10 15 11 |  10 40 11 |  10 50 11 |  11 15 11 |  11 40 11 |  11 50 11 |  12 15 11 |  12 40 |  12 50 |  13 15 |

| | | | | | | | | | | | | | | |
|--------------------------------|---|---|---|---|---|---|--|---|---|---|---|---|---|---|
| Embd (Seilbahn) Bergstation |  13 35 |  13 45 |  14 10 |  14 35 |  14 45 |  15 10 |  15 35 |  15 45 |  16 10 |  16 35 |  16 45 |  17 10 |  17 35 | 17 45 |
| Kalpetran (Seilbahn)Talstation |  13 40 |  13 50 |  14 15 |  14 40 |  14 50 |  15 15 |  15 40 |  15 50 |  16 15 |  16 40 |  16 51 |  17 15 |  17 40 | 17 50 |

| | | | | | | | | | | |
|--------------------------------|---|---|---|---|---|---|--|---|---|---|
| Embd (Seilbahn) Bergstation |  18 10 |  18 35 |  18 45 |  19 10 |  19 35 |  19 45 |  20 10 |  20 35 |  21 10 10 |  21 35 10 |
| Kalpetran (Seilbahn)Talstation |  18 15 |  18 40 |  18 50 |  19 15 |  19 40 |  19 50 |  20 15 |  20 40 |  21 15 10 |  21 40 10 |

Zeichenerklärung

10 ① – ④**11** ① – ⑦ ohne 5.1., 2.2., 2.3., 6.4., 4.5., 1.6., 6.7., 3.8., 7.9., 5.10., 2.11., 7.12.



① Montag

⑥ Samstag

⑦ Sonntag

↑ Bergfahrt

↓ Talfahrt



 Ankunftszeit Abfahrtszeit Zug Kabinenbahn Nicht rollstuhlgängig



Allgemeine Feiertage sind: 25.12., 26.12., 1.1., 2.1., Karfreitag, Ostermontag, Auffahrt, Pfingstmontag, 1.8.


2272 **Kalpetran - Embd** 

Stand: 5. Oktober 2021

Umsteigezeit Seilbahn zur nächsten Haltestelle

Embd (Seilbahn) Bergstation  –
Embd (Luftseilbahn)  **2 Min**

Kalpetran (Seilbahn) Talstation  – Kalpetran  **2 Min**

Kalpetran (Seilbahn) Talstation  –
Kalpetran, Talstrasse **22 Min**

Bemerkungen

✘ Nicht rollstuhlgängig
L 927 m, H 504 m, F 6 min

Betriebsrevision
Jeweils am 1. Mittwoch des Monats von 8 00 – 18 00
Fahrzeiten ohne Gewähr

Transportunternehmen

Luftseilbahn Kalpetran-Embd
LKE, Embd
☎ 027 952 11 88