







































60.349 Melchsee-Frutt - Tannalp 

Stand: 7. November 2022

| | 101 | 103  | 105 | 107  | 109 | 111  | 113 | 115 |
|---------------------------------------|---|---|---|---|---|---|---|---|
| Melchsee-Frutt, alte Bergstat. | ● 09 00  | ● 10 00  | ● 11 00  | ● 12 00  | ● 13 00  | ● 14 00  | ● 15 00  | ● 16 00  |
| Melchsee-Frutt, Dörfli | ● 09 01 | ● 10 01 | ● 11 01 | ● 12 01 | ● 13 01 | ● 14 01 | ● 15 01 | ● 16 01 |
| Melchsee-Frutt, Panoramalift | ● 09 03 | ● 10 03 | ● 11 03 | ● 12 03 | ● 13 03 | ● 14 03 | ● 15 03 | ● 16 03 |
| Melchsee-Frutt, Kapelle | ● 09 05 | ● 10 05 | ● 11 05 | ● 12 05 | ● 13 05 | ● 14 05 | ● 15 05 | ● 16 05 |
| Melchsee-Frutt, Distelboden | ● 09 08 | ● 10 08 | ● 11 08 | ● 12 08 | ● 13 08 | ● 14 08 | ● 15 08 | ● 16 08 |
| Melchsee-Frutt, Tannendamm | ● 09 13 | ● 10 13 | ● 11 13 | ● 12 13 | ● 13 13 | ● 14 13 | ● 15 13 | ● 16 13 |
| Melchsee-Frutt, Tannensee | ● 09 18 | ● 10 18 | ● 11 18 | ● 12 18 | ● 13 18 | ● 14 18 | ● 15 18 | ● 16 18 |
| Melchsee-Frutt, Fachshubel | ● 09 23 | ● 10 23 | ● 11 23 | ● 12 23 | ● 13 23 | ● 14 23 | ● 15 23 | ● 16 23 |
| Melchsee-Frutt, Tannalp | ● 09 28  | ● 10 28  | ● 11 28  | ● 12 28  | ● 13 28  | ● 14 28  | ● 15 28  | ● 16 28  |

60.349 Tannalp - Melchsee-Frutt 

Stand: 7. November 2022

| | 102 | 104  | 106 | 108  | 110 | 112  | 114 | 116 |
|---------------------------------------|---|---|---|---|---|---|---|---|
| Melchsee-Frutt, Tannalp | ● 09 30  | ● 10 30  | ● 11 30  | ● 12 30  | ● 13 30  | ● 14 30  | ● 15 30  | ● 16 30  |
| Melchsee-Frutt, Fachshubel | ● 09 35 | ● 10 35 | ● 11 35 | ● 12 35 | ● 13 35 | ● 14 35 | ● 15 35 | ● 16 35 |
| Melchsee-Frutt, Tannensee | ● 09 40 | ● 10 40 | ● 11 40 | ● 12 40 | ● 13 40 | ● 14 40 | ● 15 40 | ● 16 40 |
| Melchsee-Frutt, Tannendamm | ● 09 45 | ● 10 45 | ● 11 45 | ● 12 45 | ● 13 45 | ● 14 45 | ● 15 45 | ● 16 45 |
| Melchsee-Frutt, Distelboden | ● 09 50 | ● 10 50 | ● 11 50 | ● 12 50 | ● 13 50 | ● 14 50 | ● 15 50 | ● 16 50 |
| Melchsee-Frutt, Kapelle | ● 09 53 | ● 10 53 | ● 11 53 | ● 12 53 | ● 13 53 | ● 14 53 | ● 15 53 | ● 16 53 |
| Melchsee-Frutt, Panoramalift | ● 09 55 | ● 10 55 | ● 11 55 | ● 12 55 | ● 13 55 | ● 14 55 | ● 15 55 | ● 16 55 |
| Melchsee-Frutt, Dörfli | ● 09 57 | ● 10 57 | ● 11 57 | ● 12 57 | ● 13 57 | ● 14 57 | ● 15 57 | ● 16 57 |
| Melchsee-Frutt, alte Bergstat. | ● 09 58  | ● 10 58  | ● 11 58  | ● 12 58  | ● 13 58  | ● 14 58  | ● 15 58  | ● 16 58  |

 ① – ⑦ vom 17.6.–22.10.**Zeichenerklärung**

① Montag

⑦ Sonntag

➔ Fahrpläne der Gegenrichtung, bitte weiterblättern

➔ Fahrpläne der Gegenrichtung, bitte zurückblättern

● Abfahrtszeit

● Ankunftszeit

● Abfahrtszeit

 Bus Platzreservierung obligatorisch

✗ Nicht rollstuhlgängig

Allgemeine Feiertage sind: 25.12., 26.12., 1.1., 2.1., Karfreitag, Ostermontag, Auffahrt, Pfingstmontag, 1.8.

Bemerkungen

✗ Nicht rollstuhlgängig ☎ +41 41 669 70 60

kant. Bewilligung

Transportunternehmen

Sportbahnen Melchsee-Frutt (lsm)

GBSM, Kerns

Autom. Wetter-/Schneebericht ☎ +41 41 669 70 70

☎ +41 41 669 70 60

Fax +41 41 669 70 69

www.melchsee-frutt.ch

info@melchsee-frutt.ch