





Fahrpläne Basel Nord Sued ab 14.12.2014

Stunden: 3 - 6

Basel Bad Bf Basel SBB Pb	
GWB	
P2B	
Hauptbahn	
70 <100 >	
4404	
1.6	
5.1	3.5

BAV 520

Basel Bad Bf Basel Bad Rbf(GR A)	
P2B	
Hauptbahn	
60	80
4405	4415
2.9	0.3
2.8	3.1
0.8	2.6
2.6	0.4
0.1	2.2

BAV 508 / 1

BAV 508 / 2

DB Netz

Niederlassung Südwest

Jahresfahrplan 2015 vom: 14. Dezember 2014 bis: 12. Dezember 2015  
Gültig vom: 14. Dezember 2014 bis: 31. Januar 2015 / täglich

Basel Bad Rbf Weil (Rh) - Haltingen	
GWB	
L2B und P2B	
Hauptbahn	
130 <160 >	180
4000	
2.0	1.1
281.7	287.0
2.0	2.3
281.7	284.3

BAV 521 / 1

Basel Bad Rbf Weil (Schlaufe)	
P2B	
Nebenbahn	
60	
4411	
2.7	
3.5	0.8



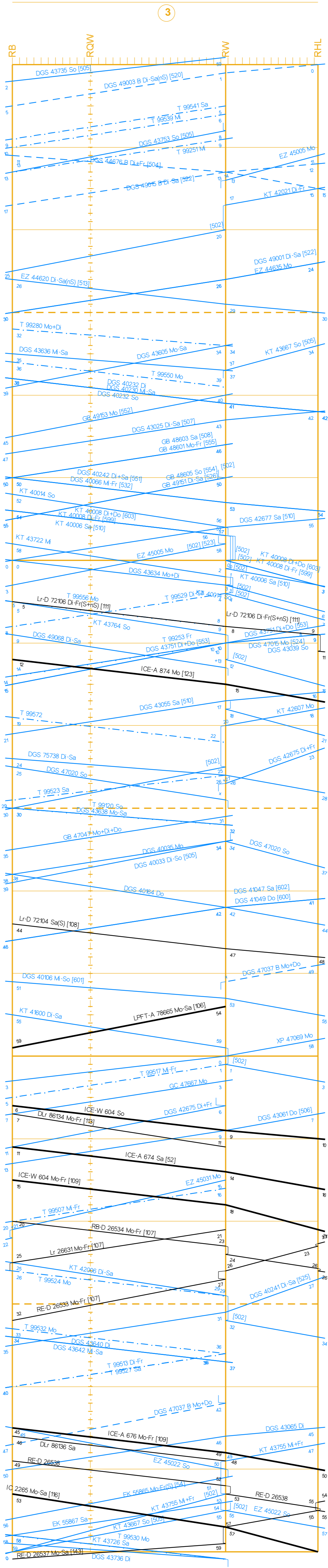
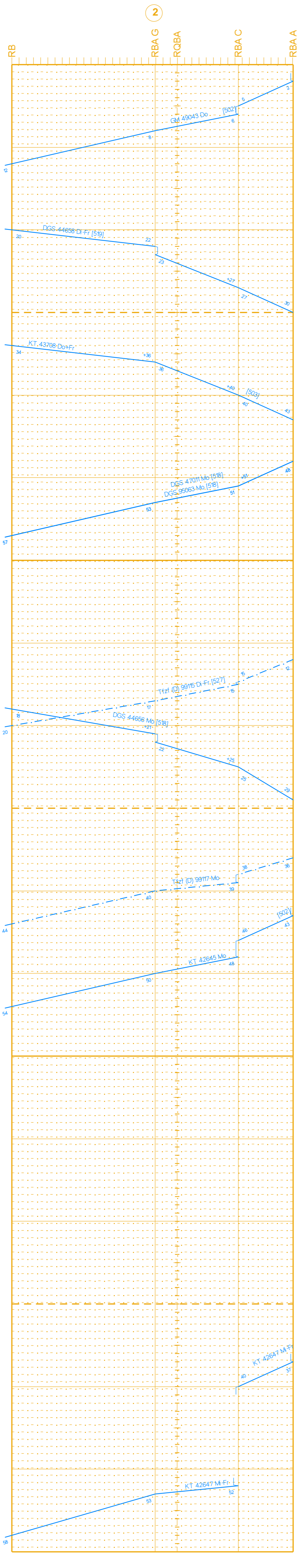

Basel Bad Rbf  
Weil (Schlaufe)

Fahrpläne Basel Nord Sued ab 14.12.2014

Stunden: 3 - 6

Basel Bad Rbf Weil (Sig N10)	
P2B	
Hauptbahn	
60	
4415	
1.3	
0.0	1.3

Basel Bad Rbf  
Weil (Sig N10)



[52] auch: 24.12.14, 31.12.14  
 [106] nicht: 25.12.14, 26.12.14, 1.1.15  
 [107] 15.12.14 - 31.1.15 Mo-Fr  
 nicht: 24.12.14, 25.12.14, 26.12.14, 31.12.14, 1.1.15, 6.1.15  
 [114] nicht: 25.12.14, 1.1.15  
 14.12.14 - 24.12.14 Mo-Sa  
 7.1.15 - 31.1.15 Mo-Sa  
 [123] nicht: 29.12.14, 5.1.15  
 auch: 7.1.15

[54] nicht: 6.1.15  
 [502] Zugversorgerwechsel  
 Gleisversorgungsbehandlung  
 nicht: 26.12.14  
 [500] nicht: 14.12.14  
 [508] nicht: 25.12.14, 1.1.15  
 nicht: 25.12.14, 26.12.14, 31.12.14, 1.1.15, 31.1.15  
 [502] nicht: 25.12.14, 26.12.14, 27.12.14, 1.1.15, 2.1.15, 3.1.15  
 [508] nicht: 27.12.14, 3.1.15  
 [510] nicht: 27.12.14  
 [523] Systemwechsel, Bremsartenwechsel

[518] nicht: 25.12.14, 26.12.14, 1.1.15  
 [519] 15.12.14 - 31.1.15 Mo  
 [519] 15.12.14 - 31.1.15 Di+Fr  
 nicht: 25.12.14, 26.12.14, 1.1.15  
 [520] nicht: 25.12.14, 26.12.14, 27.12.14, 1.1.15, 2.1.15, 3.1.15  
 [527] nicht: 25.12.14, 26.12.14, 1.1.15, 2.1.15  
 [528] Systemwechsel

[532] nicht: 24.12.14, 25.12.14, 26.12.14, 31.12.14, 1.1.15, 2.1.15  
 27.12.14, 31.12.14, 27.12.14  
 nicht: 29.12.14  
 [530] 16.12.14 - 31.1.15 Di+Do  
 nicht: 25.12.14, 1.1.15  
 [544] nicht: 14.12.14, 26.12.14, 1.1.15

[566] nicht: 23.12.14, 24.12.14, 25.12.14, 26.12.14, 29.12.14, 30.12.14, 31.12.14, 1.1.15, 2.1.15, 3.1.15, 1.1.15, 2.1.15, 3.1.15  
 [569] Abgabe der Zolsperrone  
 [599] 14.12.14 - 1.1.15 Di+Fr  
 [800] 12.1.15 - 31.1.15 Mo-Sa  
 [802] 12.1.15 - 31.1.15 Sa  
 [803] 12.1.15 - 31.1.15 Di+Do



Fahrpläne Basel Nord Sued ab 14.12.2014

Stunden: 6 - 9

DB Netz Niederlassung Südwest

Jahresfahrplan 2015 vom: 14. Dezember 2014 bis: 12. Dezember 2015  
Gültig vom: 14. Dezember 2014 bis: 31. Januar 2015 / täglich

Fahrpläne Basel Nord Sued ab 14.12.2014

Stunden: 6 - 9

Table with 2 columns: Station (Basel Bad Bf, Basel SBB Pb) and values (GWB, P2B, Hauptbahn, Nebenbahn, etc.)

BAV 520

Table with 2 columns: Station (Basel Bad Bf, Basel Bad Rbf (GR A)) and values (P2B, Hauptbahn, Nebenbahn, etc.)

BAV 508 / 1, BAV 508 / 2

Table with 2 columns: Station (Basel Bad Rbf, Weil (Rh) - Haltingen) and values (GWB, L2B und P2B, Hauptbahn, Nebenbahn, etc.)

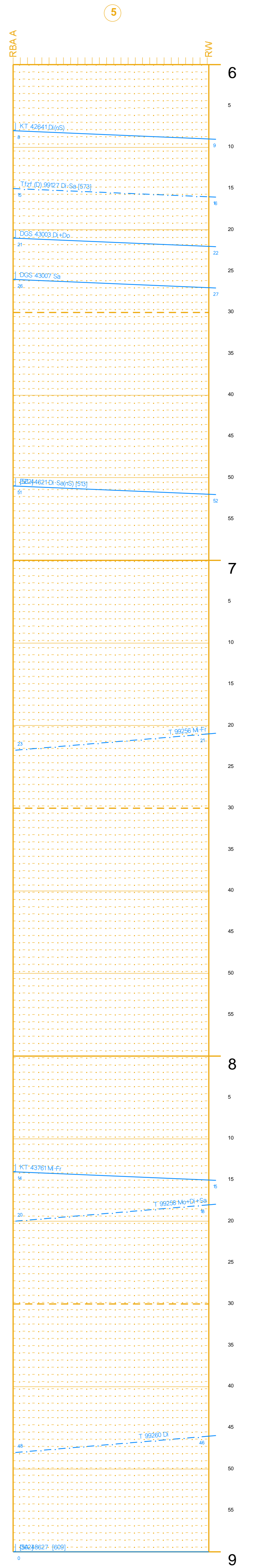
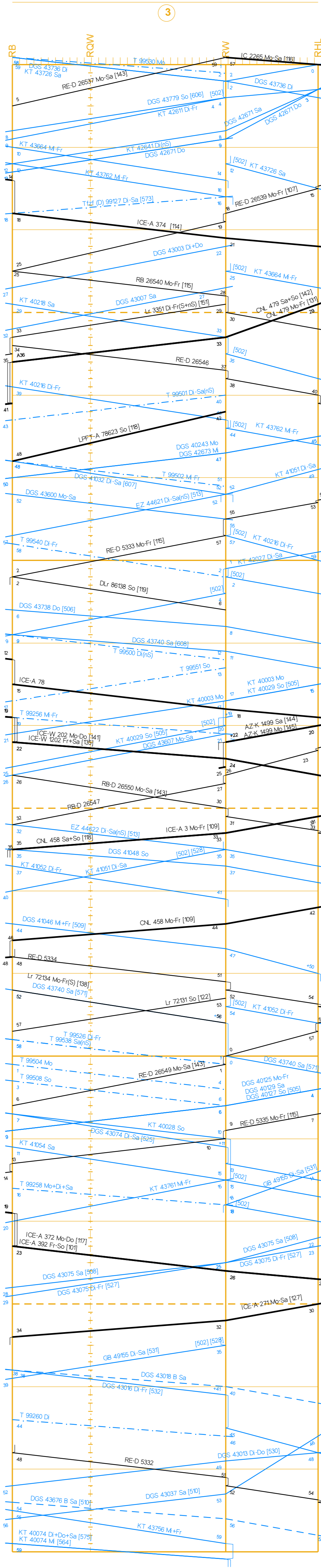
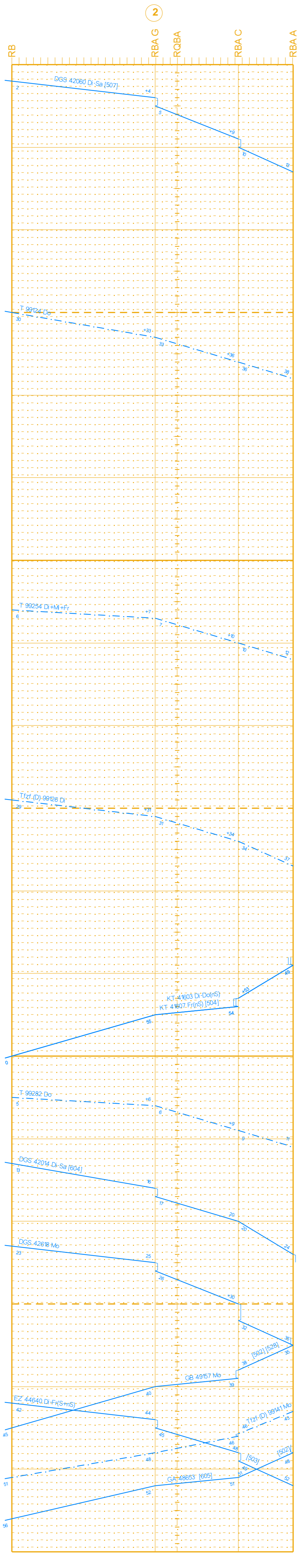
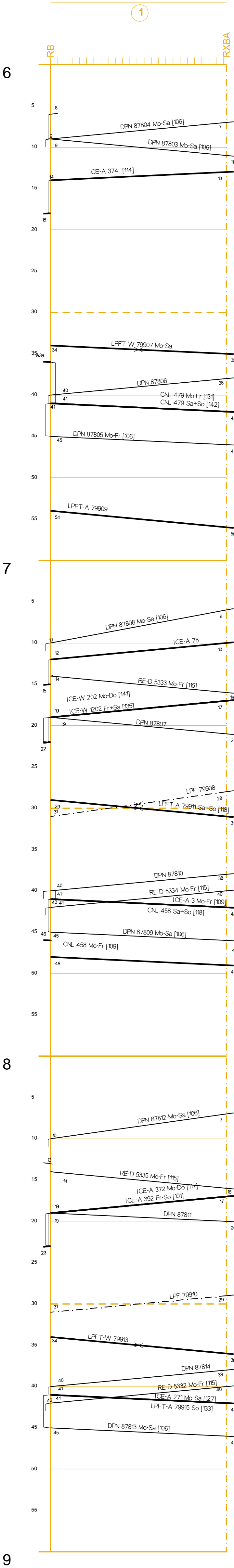
BAV 521 / 1

Table with 2 columns: Station (Basel Bad Rbf, Weil (Schlaufe)) and values (P2B, Nebenbahn, etc.)

Basel Bad Rbf, Weil (Schlaufe)

Table with 2 columns: Station (Basel Bad Rbf, Weil (Sig N10)) and values (P2B, Hauptbahn, Nebenbahn, etc.)

Basel Bad Rbf, Weil (Sig N10)



Footnote table with 10 columns and 10 rows, providing specific train details and notes for each station pair.



Fahrpläne Basel Nord Sued ab 14.12.2014

Stunden: 9 - 12

Basel Bad Bf  
Basel SBB Pb

GWB	
P2B	
Hauptbahn	
70 <100 >	
4404	
1,6	
5,1	3,5

BAV 520

Basel Bad Bf  
Basel Bad Rbf(GR A)

P2B	
Hauptbahn	
60	
4415	
0,4	
0,8	
0,3	
2,9	
2,8	
3,1	
2,6	
2,2	
0,1	2,2

BAV 508 / 1

BAV 508 / 2

Jahresfahrplan 2015 vom: 14. Dezember 2014 bis: 12. Dezember 2015

Gültig vom: 14. Dezember 2014 bis: 31. Januar 2015 / täglich

Basel Bad Rbf  
Weil (Rh) - Haltingen

GWB	
L2B und P2B	
Hauptbahn	
130 <160 >	
4000	
1,1	
1,80	
2,3	
2,9	
2,8	
2,7	
2,6	
2,5	
2,0	2,3

BAV 521 / 1

Basel Bad Rbf  
Weil (Schlaufe)

P2B	
Nebenbahn	
60	
4411	
2,7	
0,8	
3,5	0,8

Basel Bad Rbf  
Weil (Sig N10)

P2B	
Hauptbahn	
60	
4415	
1,3	
1,3	
0,0	1,3

Stunden: 9 - 12



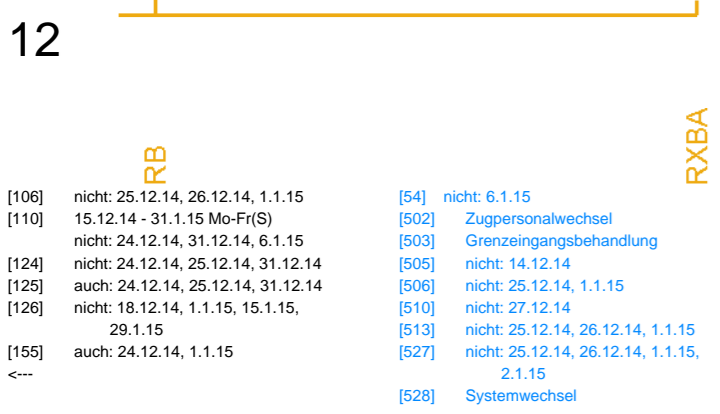
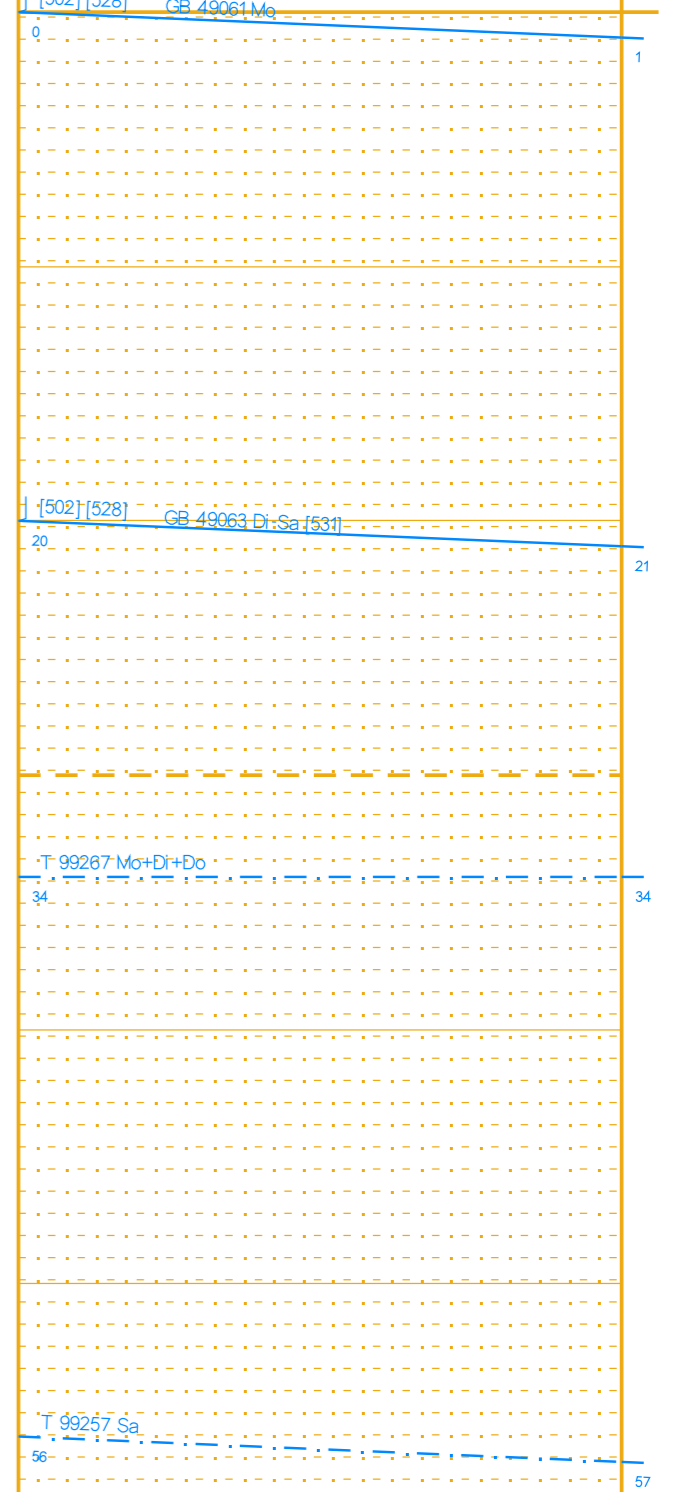
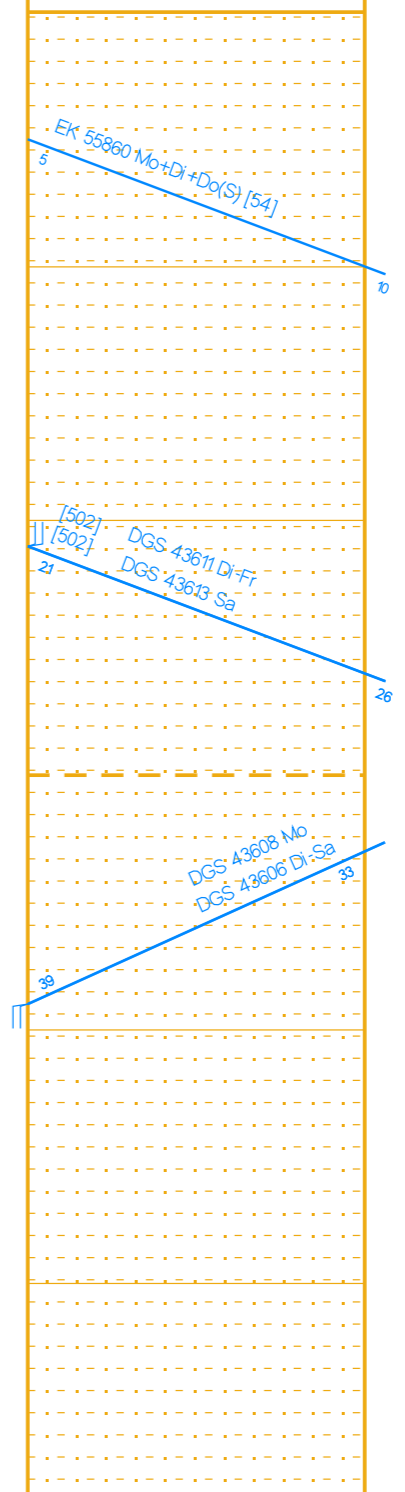
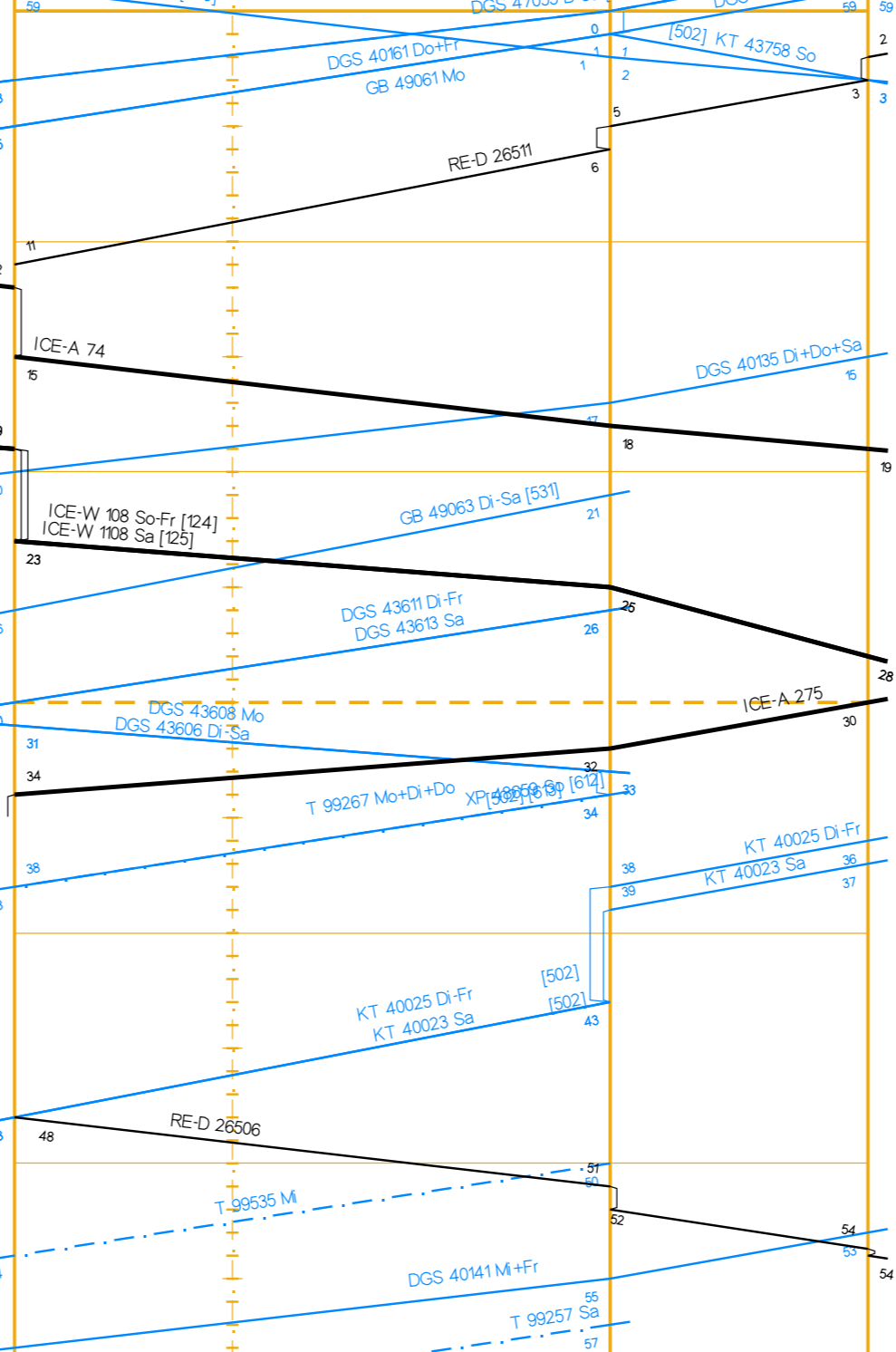
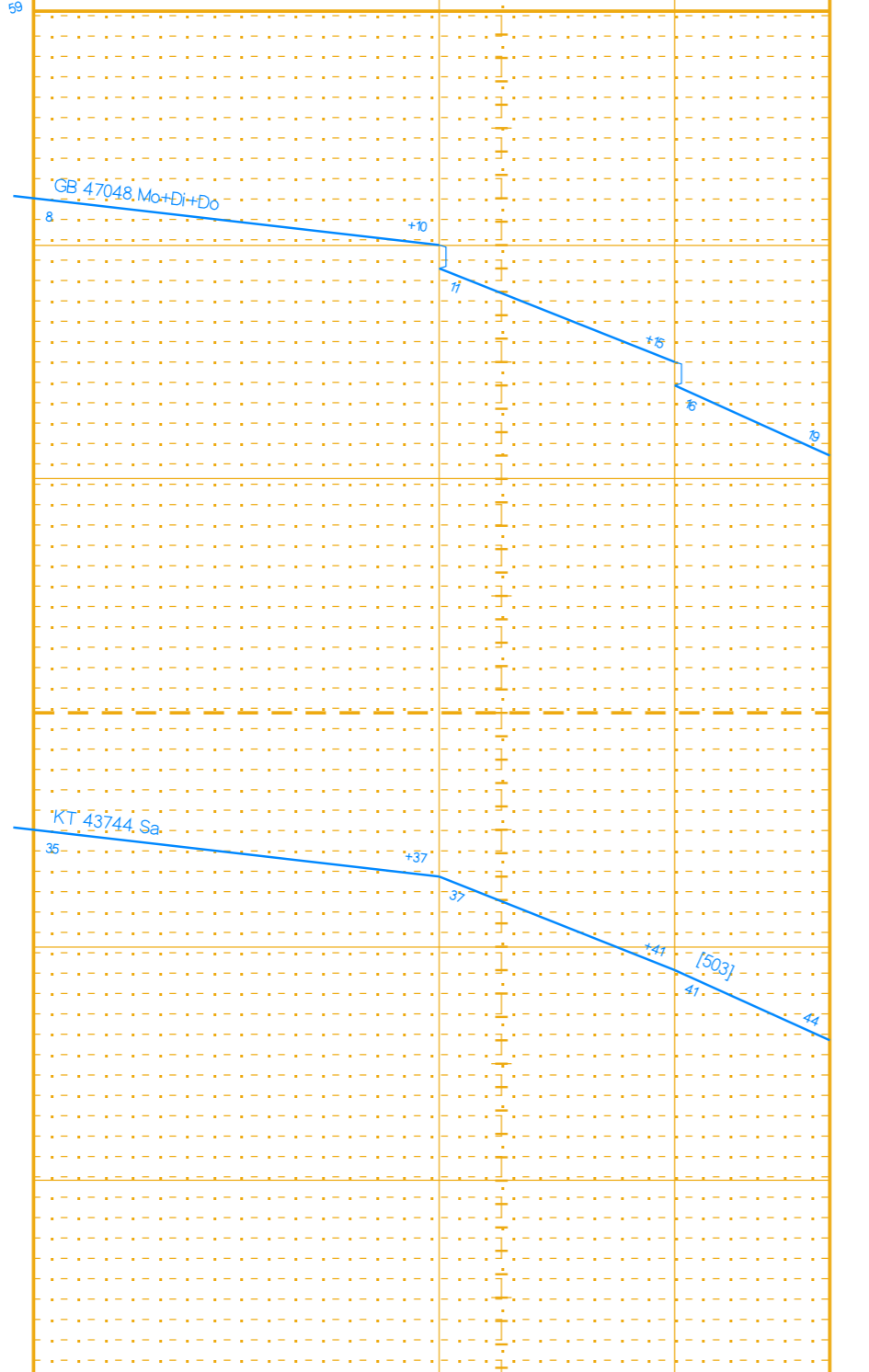
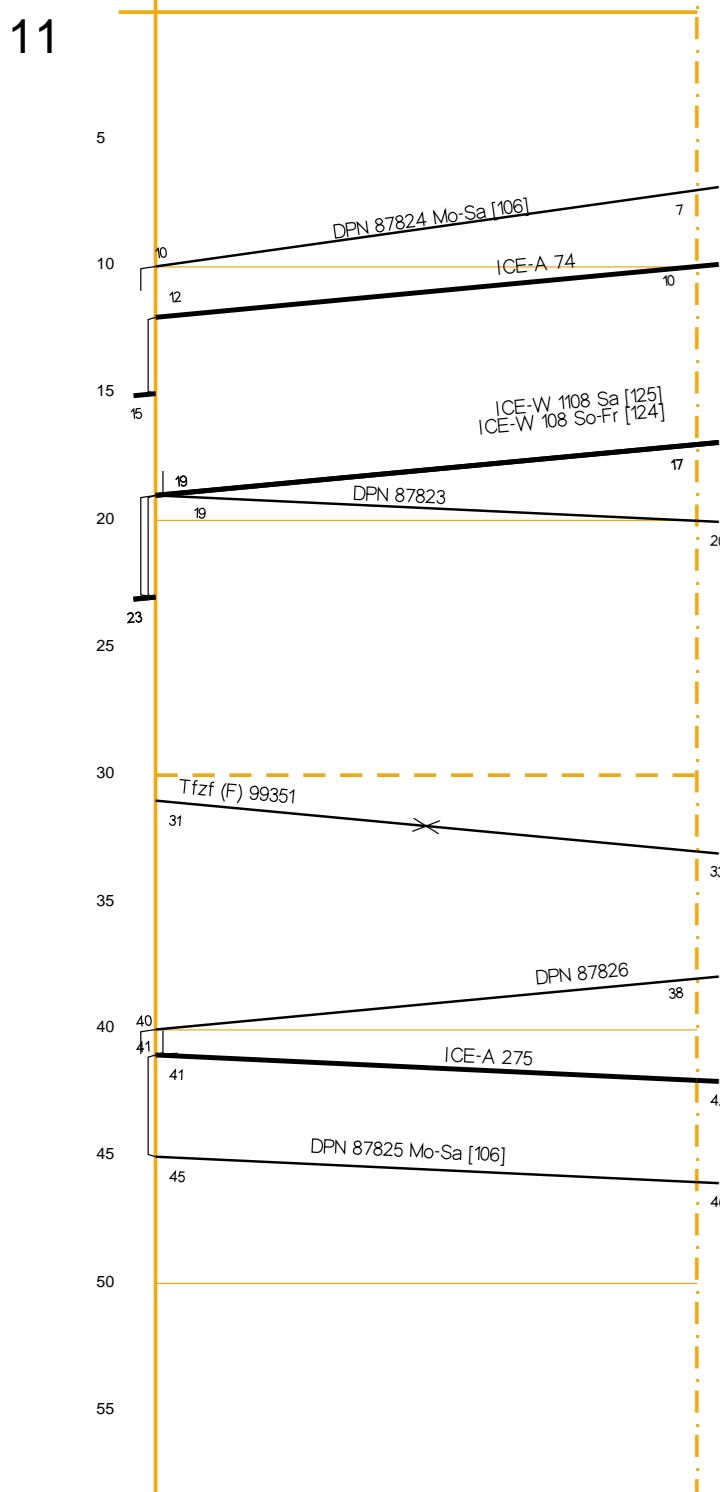


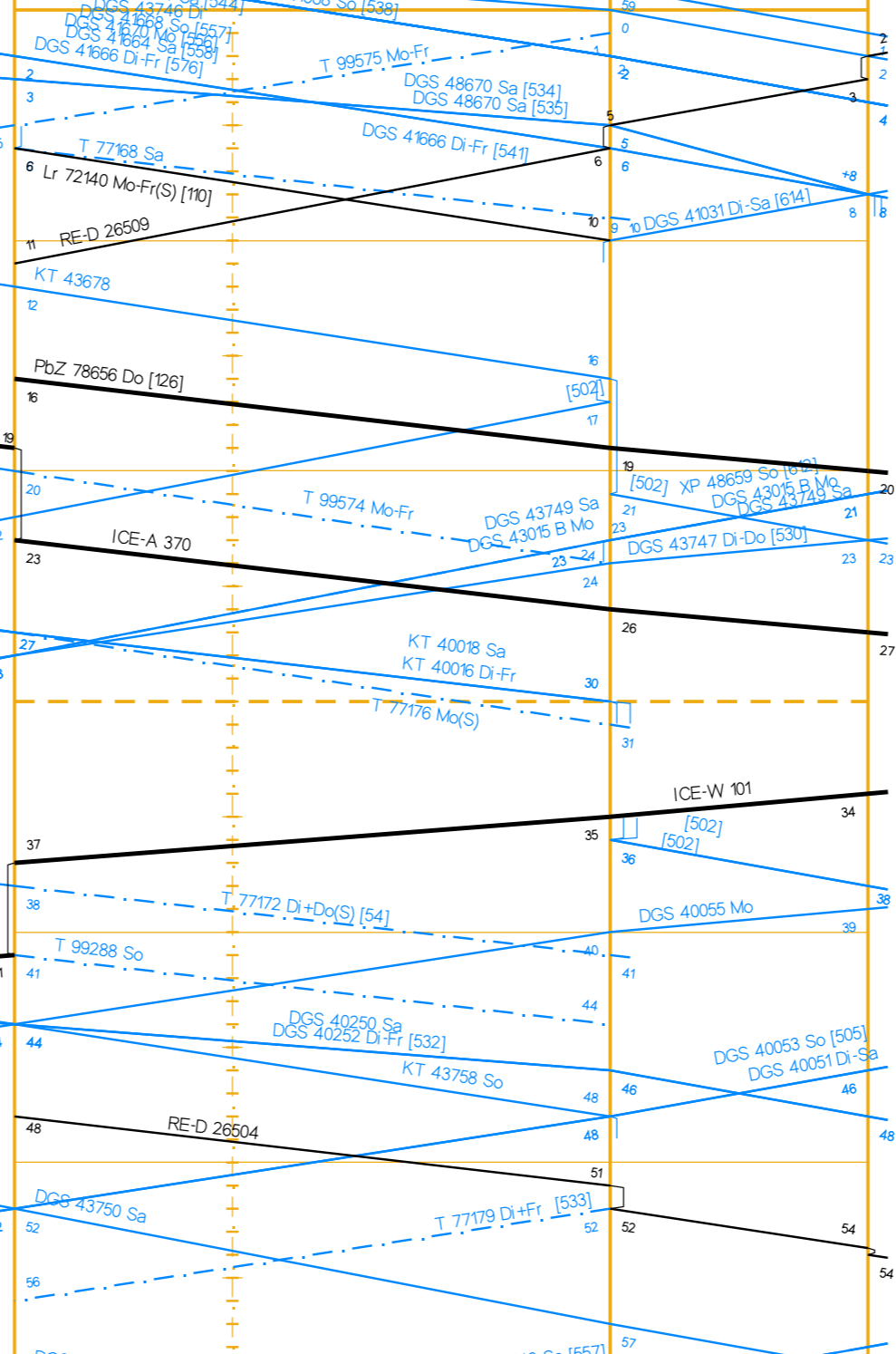
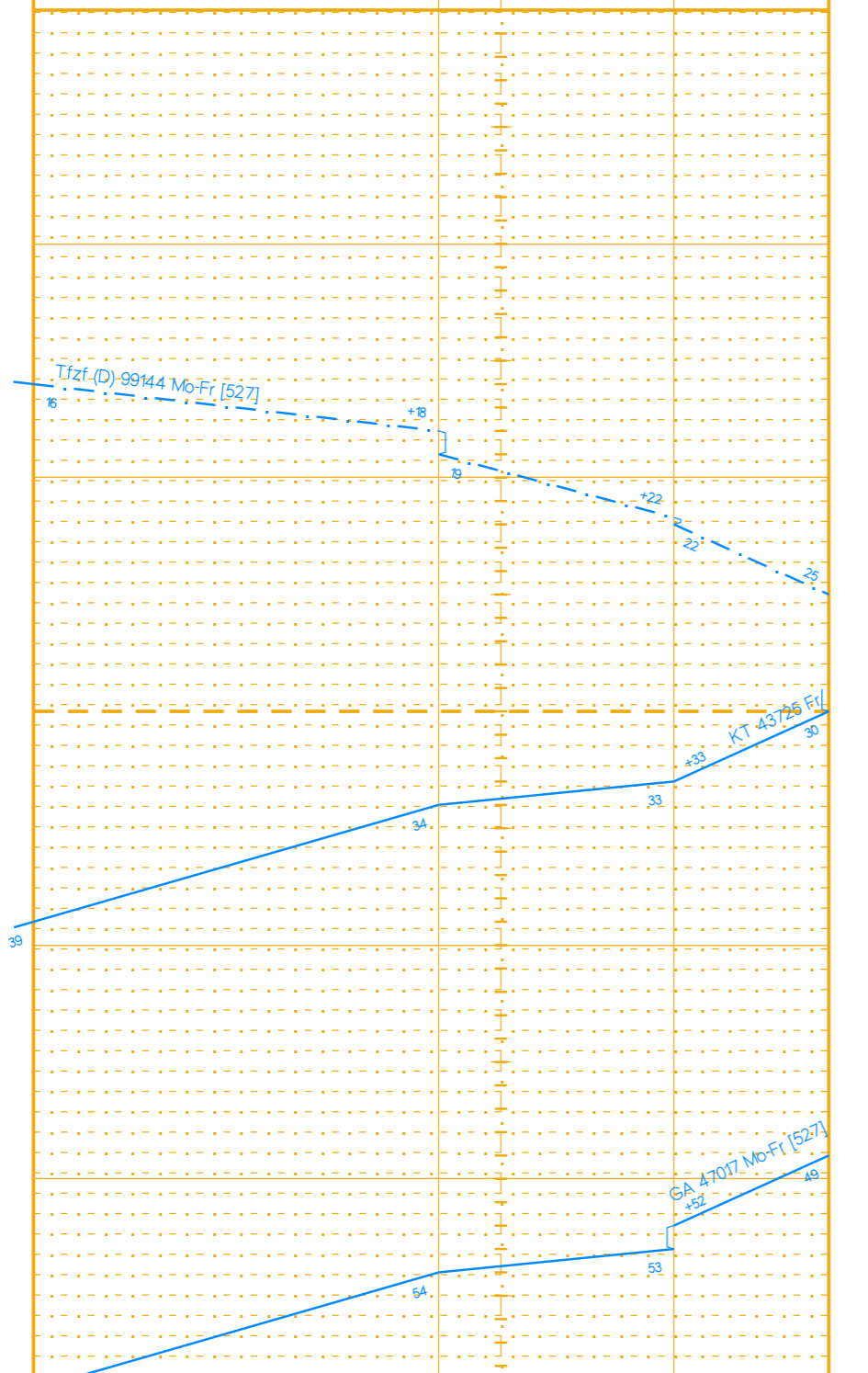
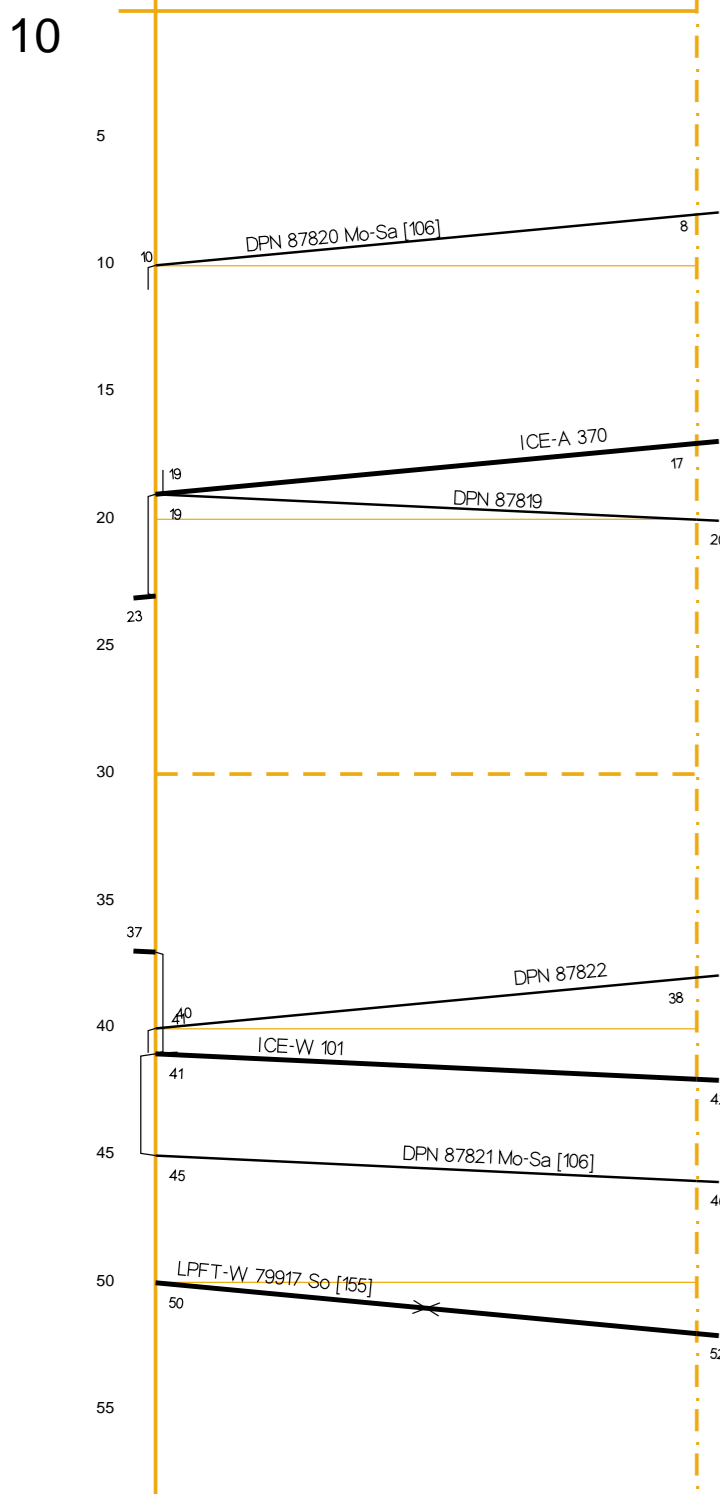
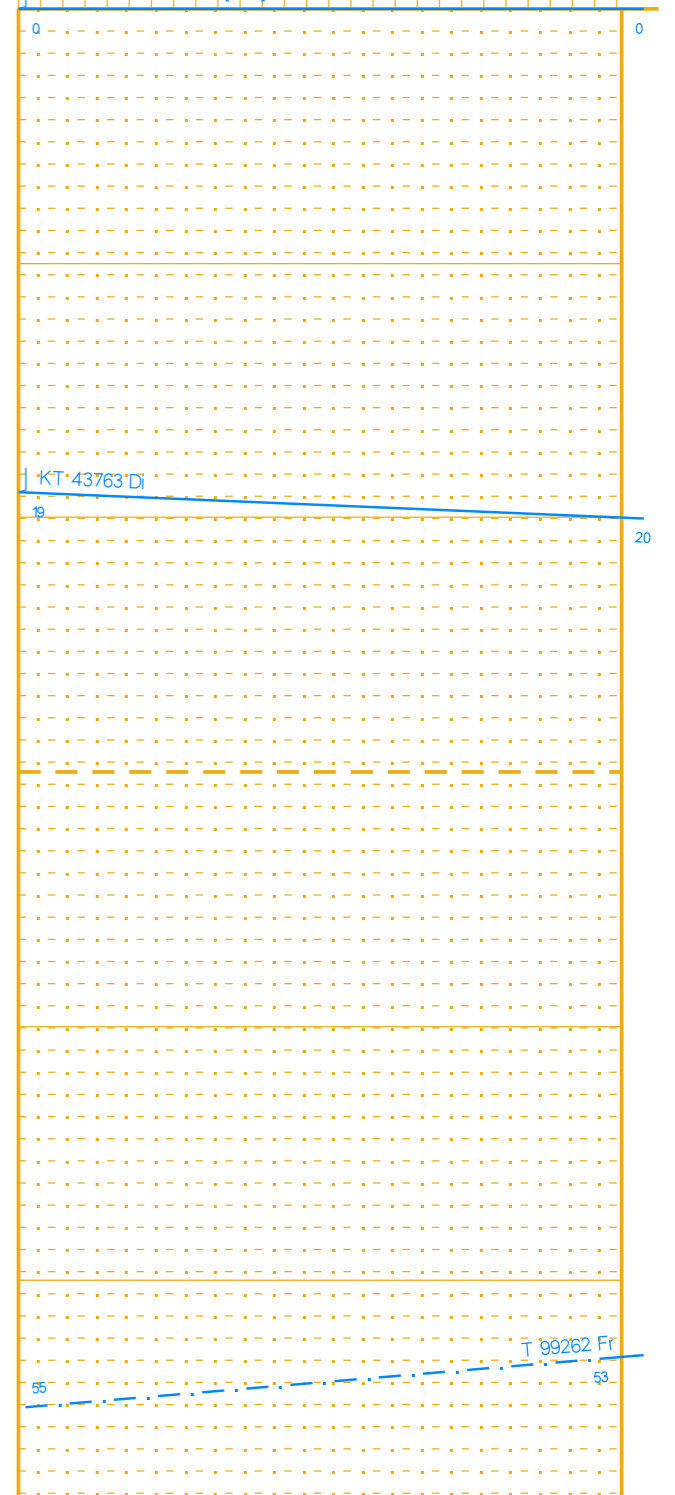
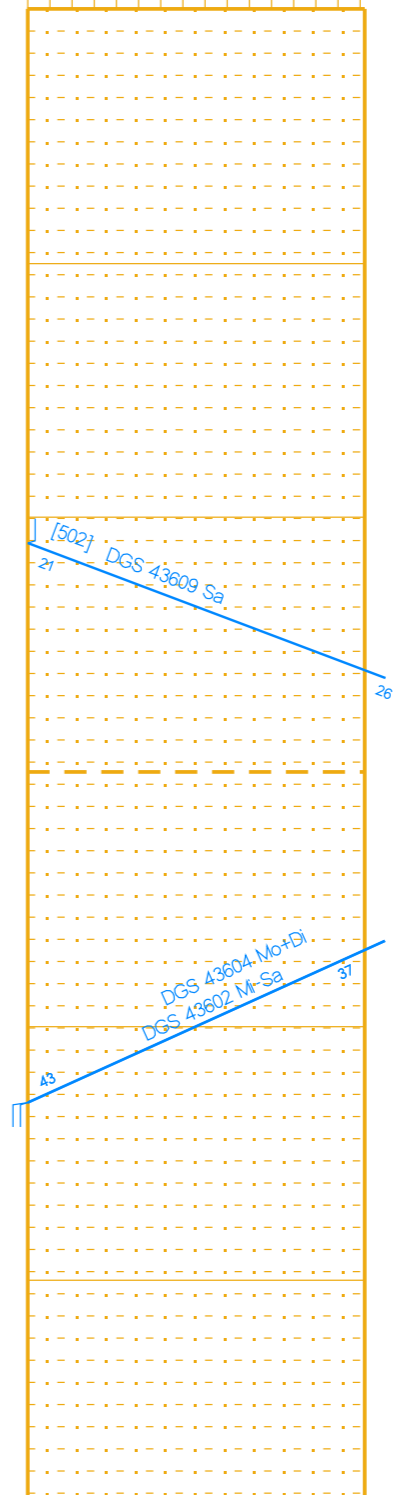
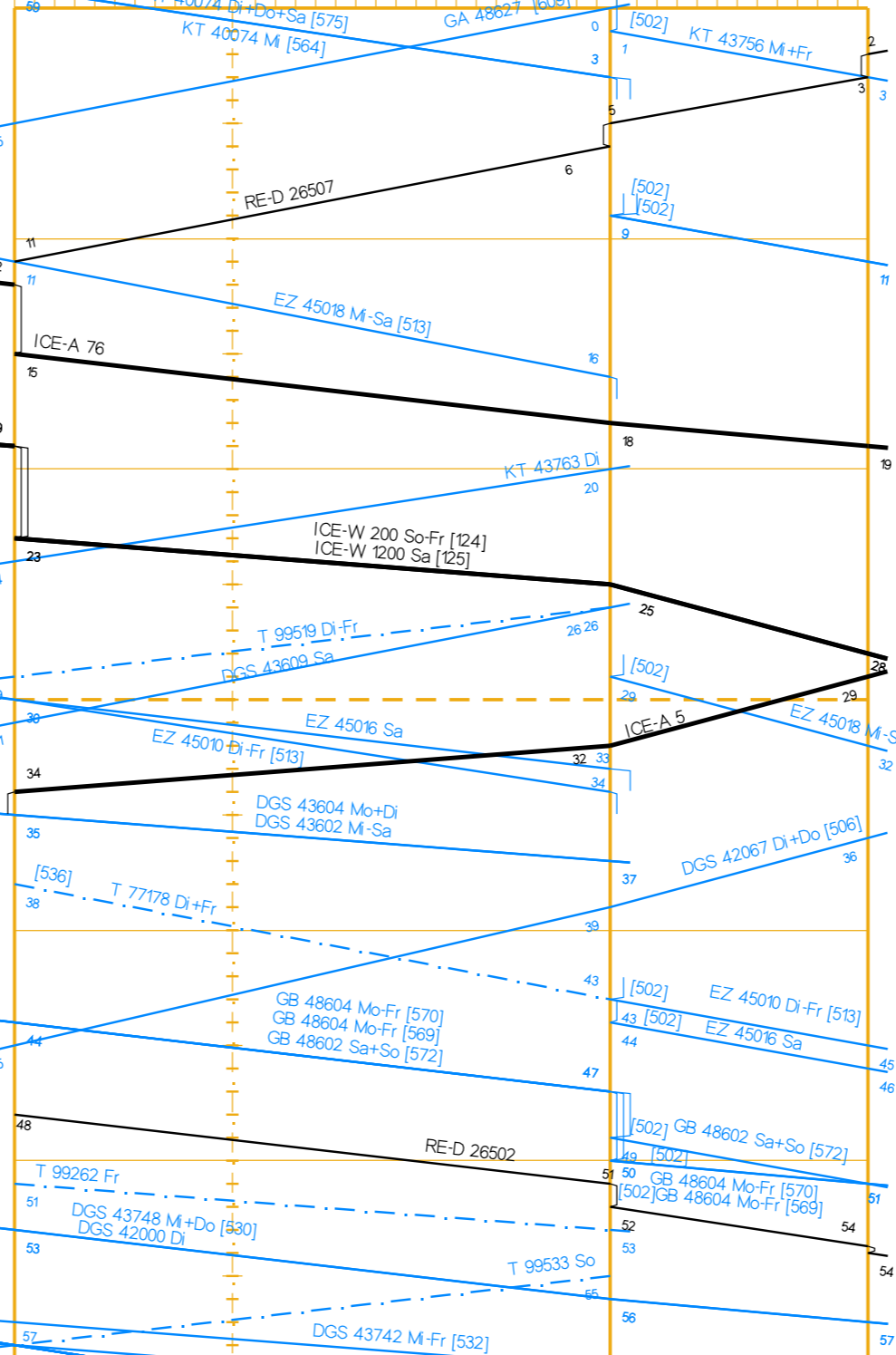
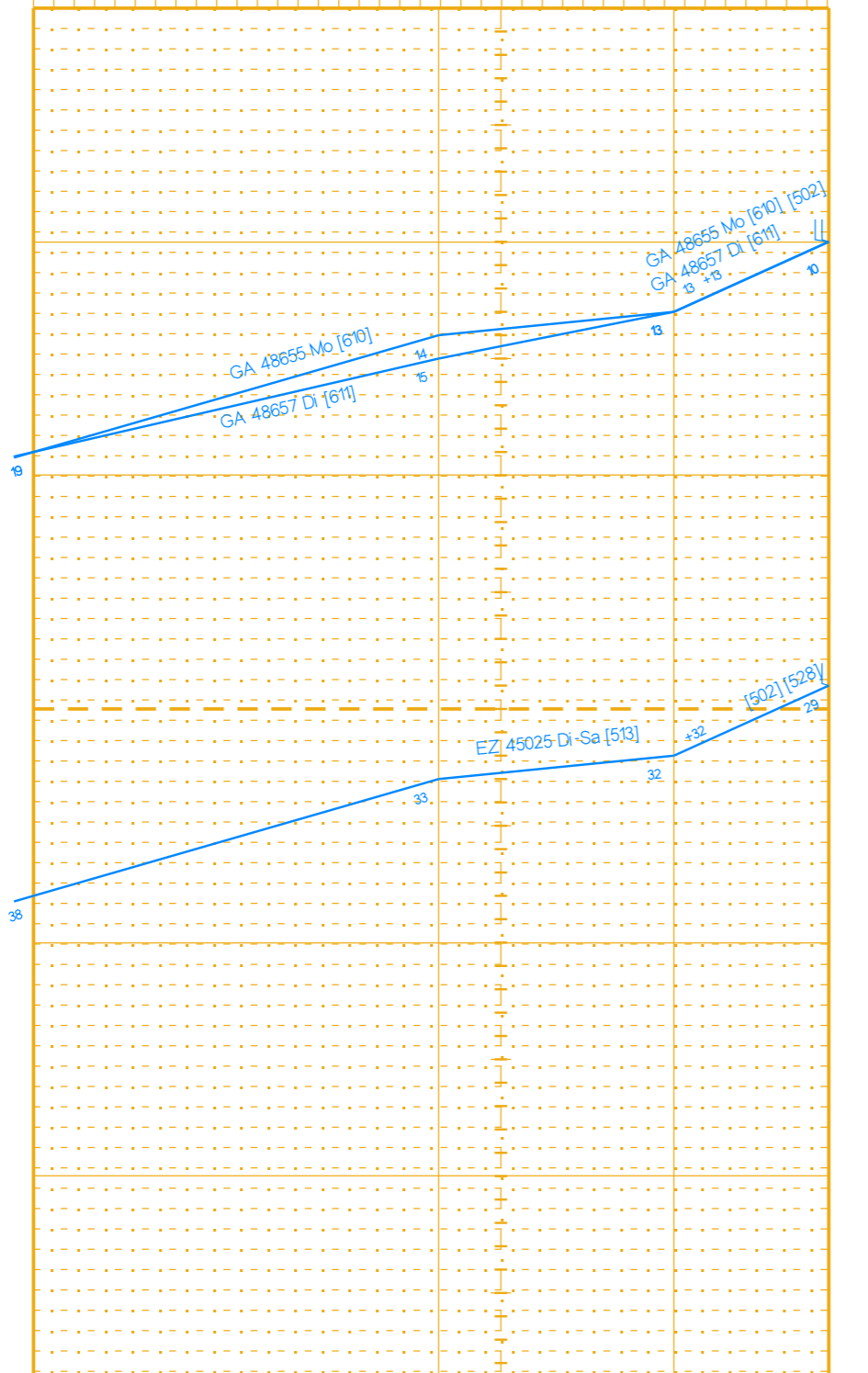
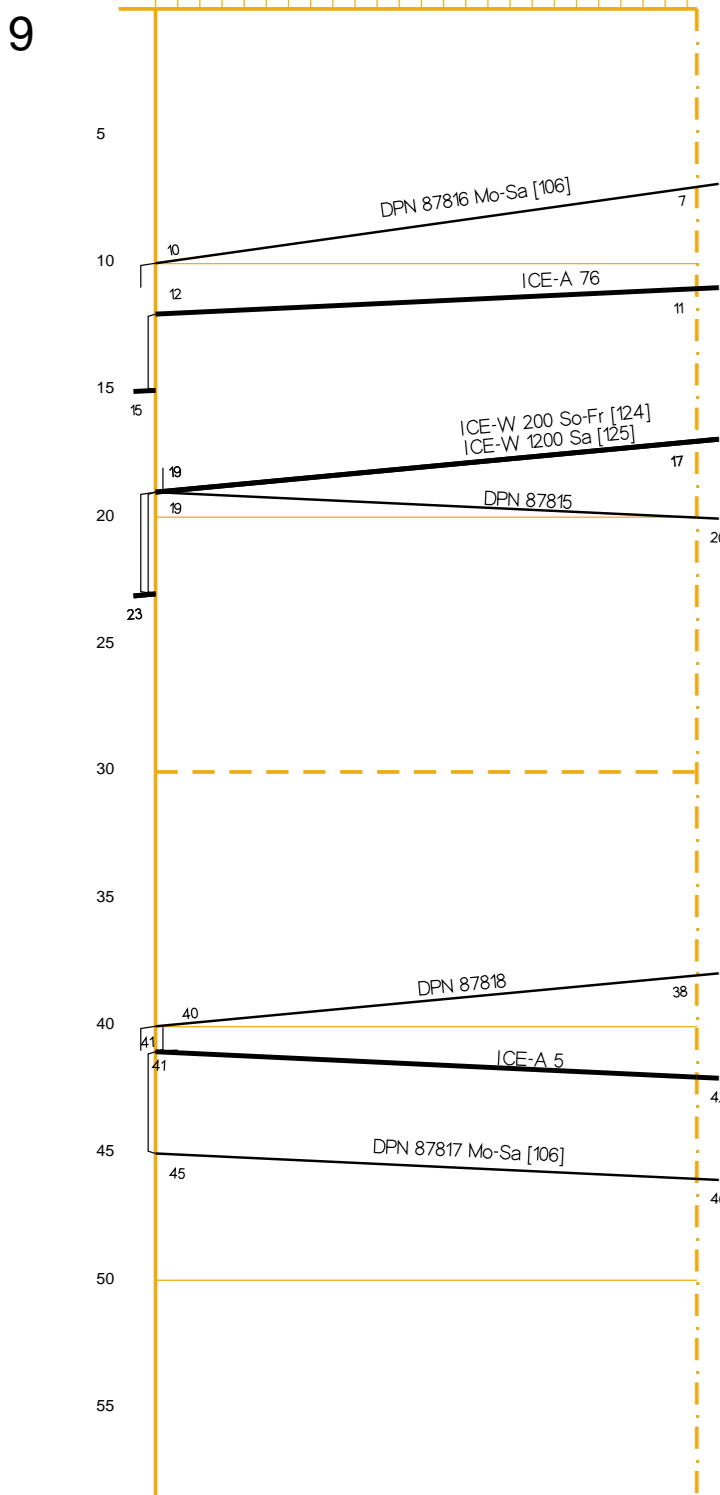
Basel Bad Bf  
BR Einf SBB Pb

Basel Bad Bf  
BR Rbf -GR-L  
Basel Rbf LGR  
BR Rbf -GR-C  
BR Rbf -GR-A

Basel Bad Bf  
Weil (Rhein) LGR  
Weil am Rhein  
Haltingen

BR Rbf -GR-A  
Weil am Rhein

BR Rbf -GR-A  
Weil am Rhein



[106] nicht: 25.12.14, 26.12.14, 1.1.15 [54] nicht: 6.1.15 [530] nicht: 24.12.14, 25.12.14, 31.12.14, 1.1.15 [538] weiter als RB nach RBA/RHL zu DK [570] 1.1.15 - 31.1.15 Mo-Fr nicht: 2.1.15, 5.1.15, 6.1.15 [110] 15.12.14 - 31.1.15 Mo-Fr(S) [502] Zugersonnwechsel [531] nicht: 24.12.14, 25.12.14, 26.12.14, 31.12.14, 1.1.15, 6.1.15 [544] 5.1.15 - 31.1.15 Do-Fr nicht: 27.12.14, 28.12.14, 31.1.15 [572] nicht: 27.12.14, 28.12.14, 31.1.15 [124] nicht: 24.12.14, 25.12.14, 31.12.14 [500] Gleisübergangsbearbeitung [541] 5.1.15 - 31.1.15 Do-Fr nicht: 4.1.15 [578] 5.1.15 - 31.1.15 Di+Do+Sa [126] auch: 24.12.14, 25.12.14, 31.12.14 [501] nicht: 14.12.14 [532] nicht: 25.12.14, 1.1.15 [542] nicht: 24.12.14, 25.12.14, 28.12.14, [549] 14.12.14 - 4.1.15 Mo-Fr [579] 5.1.15 - 31.1.15 Di+Do+Sa [128] nicht: 18.12.14, 1.1.15, 1.1.15, [510] nicht: 27.12.14 [543] aus RV von RBA/RHL von DK [550] 14.12.14 - 4.1.15 Do-Fr [576] 14.12.14 - 4.1.15 Do-Fr [580] 20.12.14 [155] auch: 24.12.14, 1.1.15, 1.1.15, [511] nicht: 25.12.14, 26.12.14, 1.1.15, [533] nicht: 25.12.14, 26.12.14, 1.1.15, [545] 14.12.14 - 10.1.15 Sa [564] 5.1.15 - 31.1.15 Mo [573] 5.1.15 - 31.1.15 Di+Do+Sa [156] auch: 24.12.14, 1.1.15 [527] nicht: 27.12.14 [534] nicht: 25.12.14, 26.12.14, 1.1.15, [534] nicht: 25.12.14, 26.12.14, 1.1.15, [546] 14.12.14 - 23.12.14 Mo-Fr [588] 14.12.14 - 21.12.14 Mo-Fr [581] 11.1.15 - 31.1.15 Sa [535] 11.1.15 - 31.1.15 Sa [536] nicht: 24.12.14, 25.12.14, 31.12.14, 1.1.15 [537] nicht: 24.12.14, 25.12.14, 26.12.14, [540] 5.1.15 - 31.1.15 Do-Fr nicht: 4.1.15 [575] 5.1.15 - 31.1.15 Di+Do+Sa [587] 14.12.14 - 4.1.15 Do-Fr [590] 20.12.14 [582] 5.1.15 - 31.1.15 Mo [583] 14.12.14 - 23.12.14 Mo-Fr [584] 12.1.15 - 31.1.15 Mo



Fahrpläne Basel Nord Sued ab 14.12.2014

Stunden: 12 - 15

Basel Bad Bf	
Basel SBB Pfb	
GWB	
P2B	
Hauptbahn	
70 <100 >	
4404	
1.6	
5.1	3.5

BAV 520

Basel Bad Bf	
Basel Bad Rbf (GR A)	
P2B	
Hauptbahn	
Nebenbahn	
60	
4405	
0.3	
0.8	
0.4	
2.9	2.8
3.1	2.6
	2.2

BAV 508 / 1

BAV 508 / 2

DB Netz

Niederlassung Südwest

Jahresfahrplan 2015 vom: 14. Dezember 2014 bis: 12. Dezember 2015  
Gültig vom: 14. Dezember 2014 bis: 31. Januar 2015 / täglich

Basel Bad Rbf	
Weil (Rh) - Haltingen	
GWB	
L2B und P2B	
Hauptbahn	
130 <160 >	
4000	
180	
2.0	1.1
28.7	28.9
	28.3

BAV 521 / 1

Basel Bad Rbf	
Weil (Schlaufe)	
P2B	
Nebenbahn	
60	
4411	
2.7	
3.5	0.8

BAV 521 / 1

Basel Bad Rbf	
Weil (Sig N10)	
P2B	
Hauptbahn	
60	
4415	
1.3	
0.0	1.3

Stunden: 12 - 15

Basel Bad Bf  
BR Einf SBB Pfb

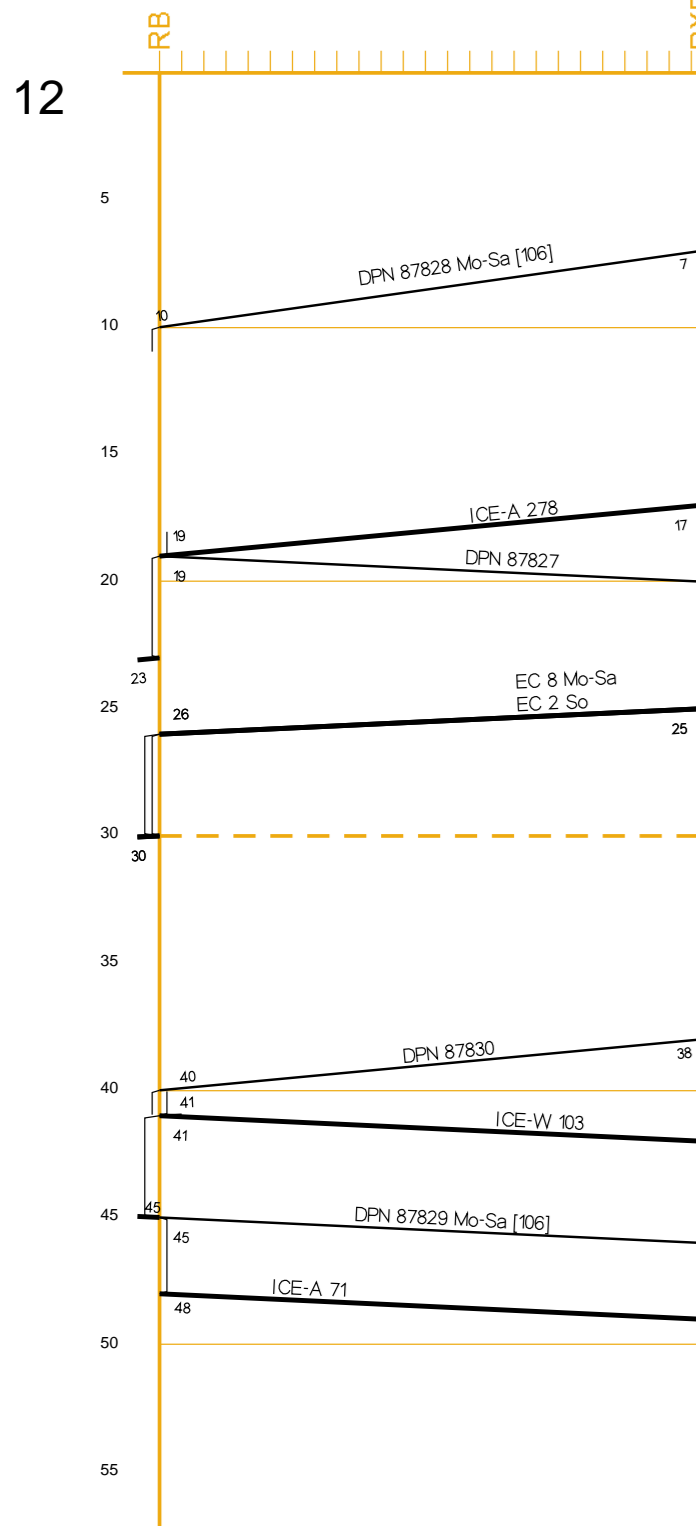
Basel Bad Bf  
BR Rbf -Gr-L  
Basel Rbf LGr  
BR Rbf -Gr-C  
BR Rbf -Gr-A

Basel Bad Bf  
Weil (Rhein) LGr  
Weil am Rhein  
Haltingen


BR Rbf -Gr-A  
Weil am Rhein

BR Rbf -Gr-A  
Weil am Rhein

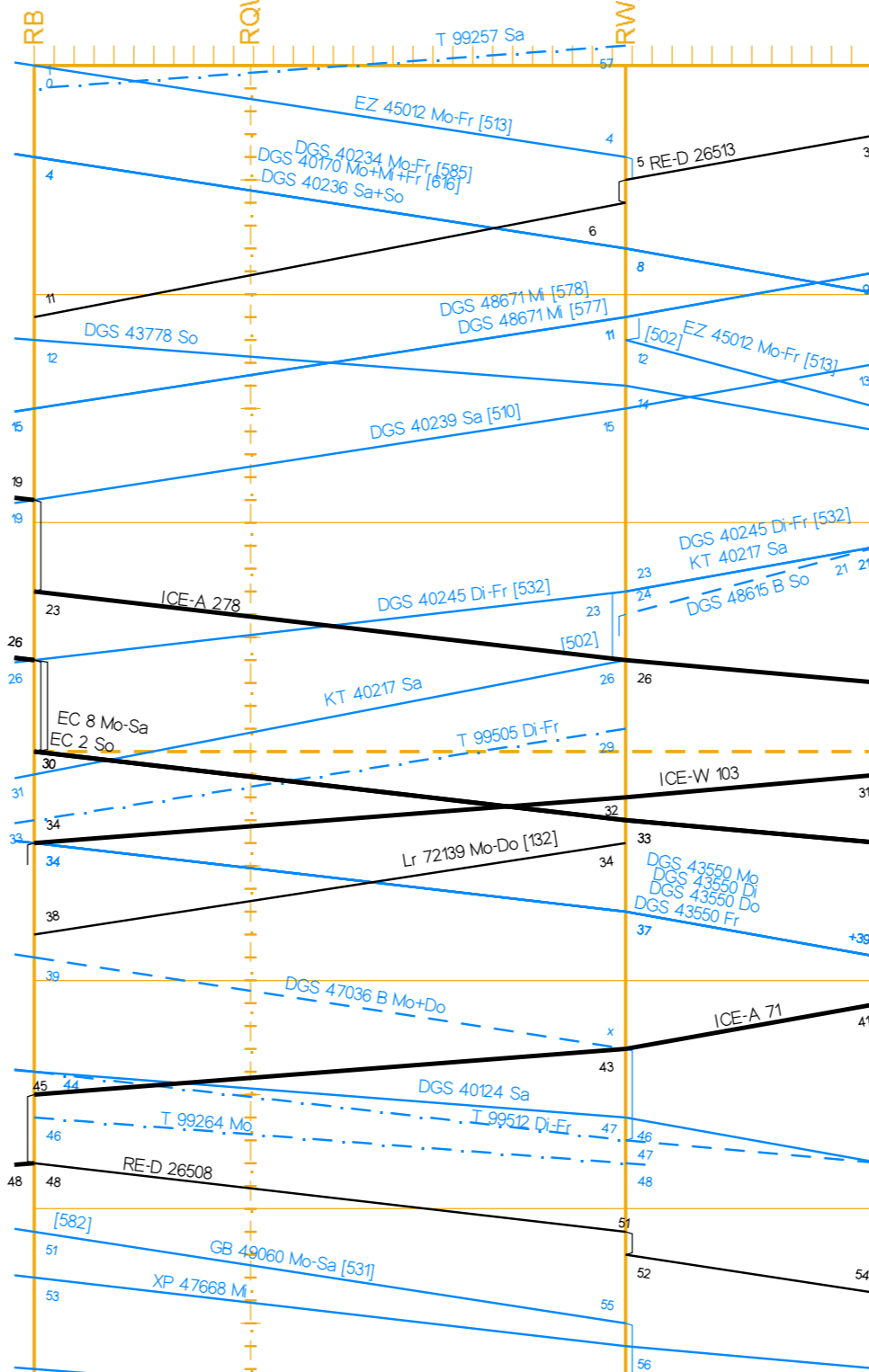
12




2




3



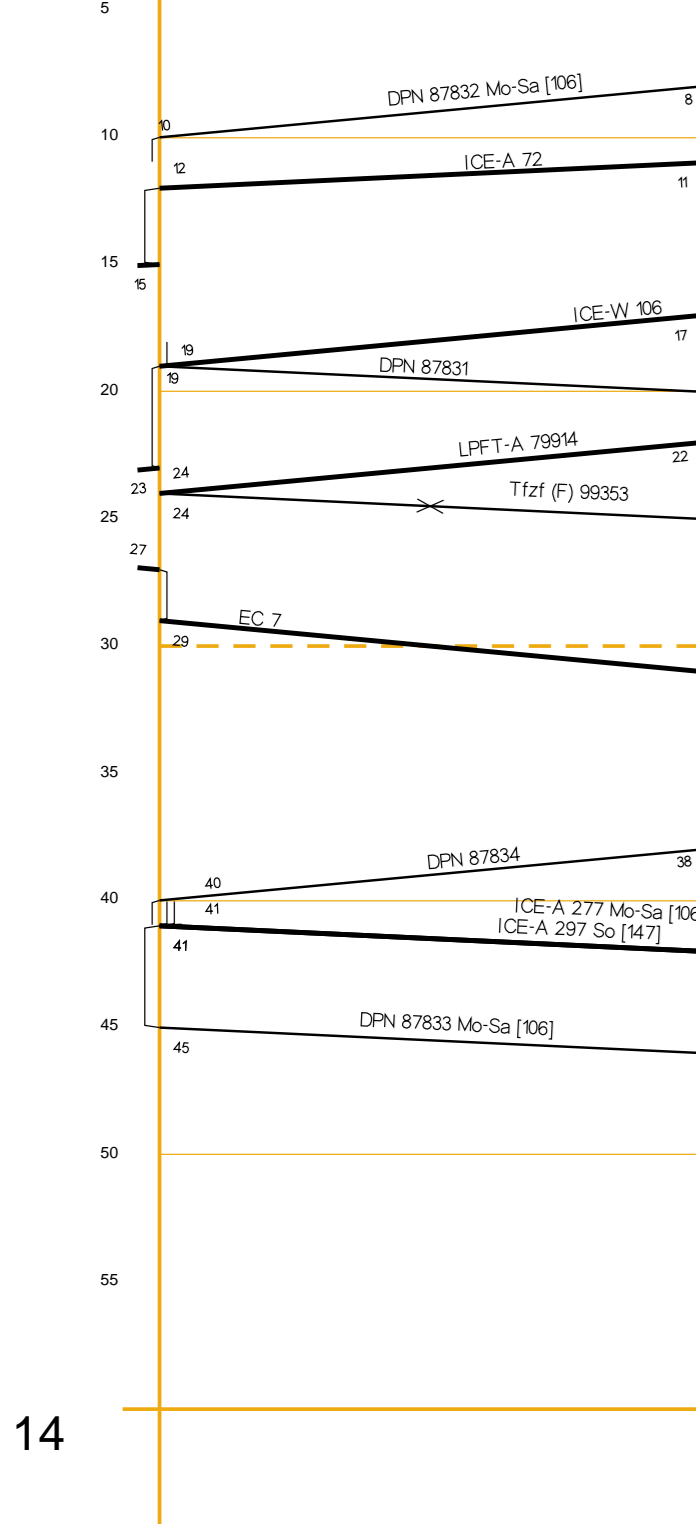
4



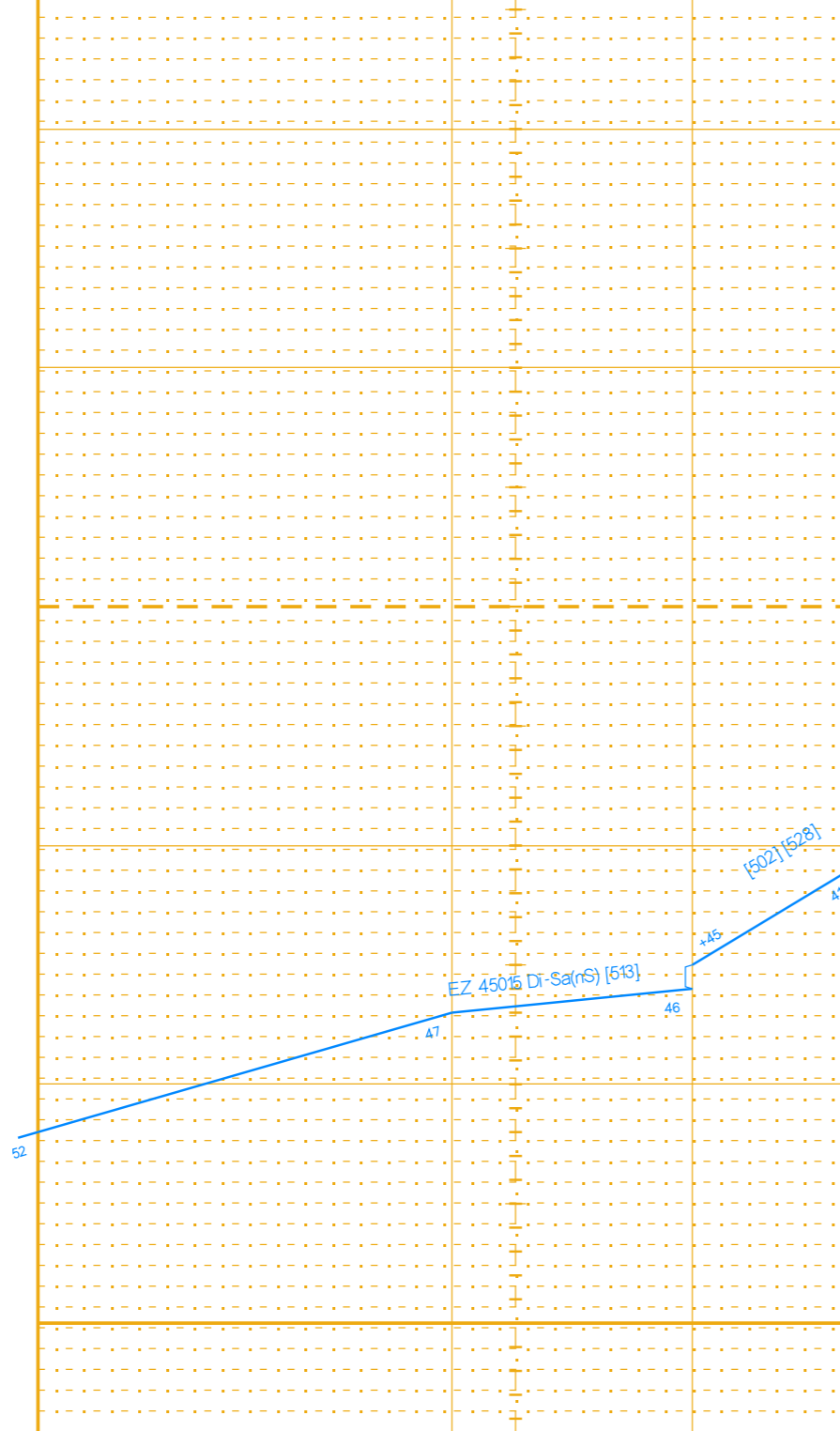
5



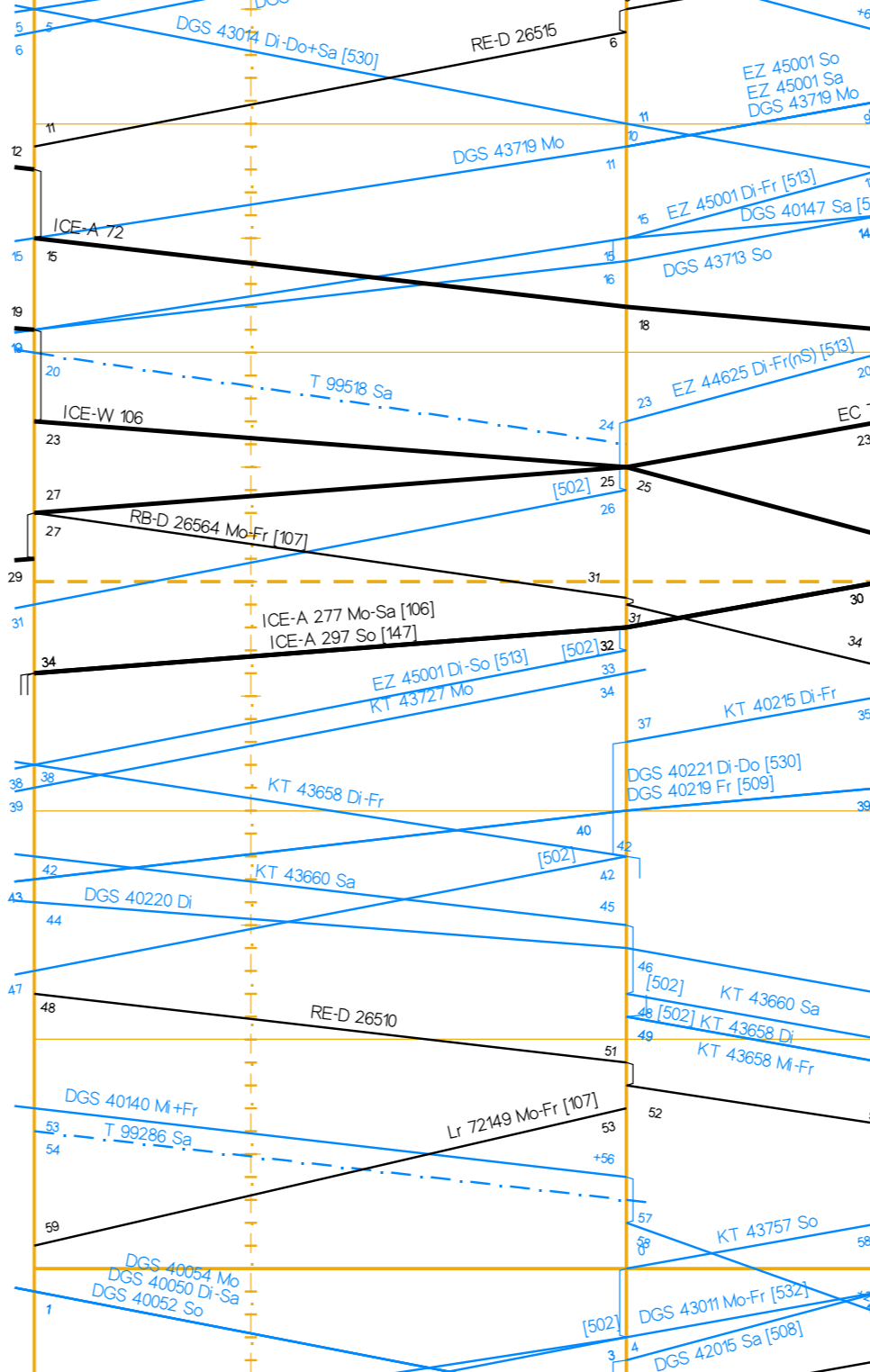
13




2




3



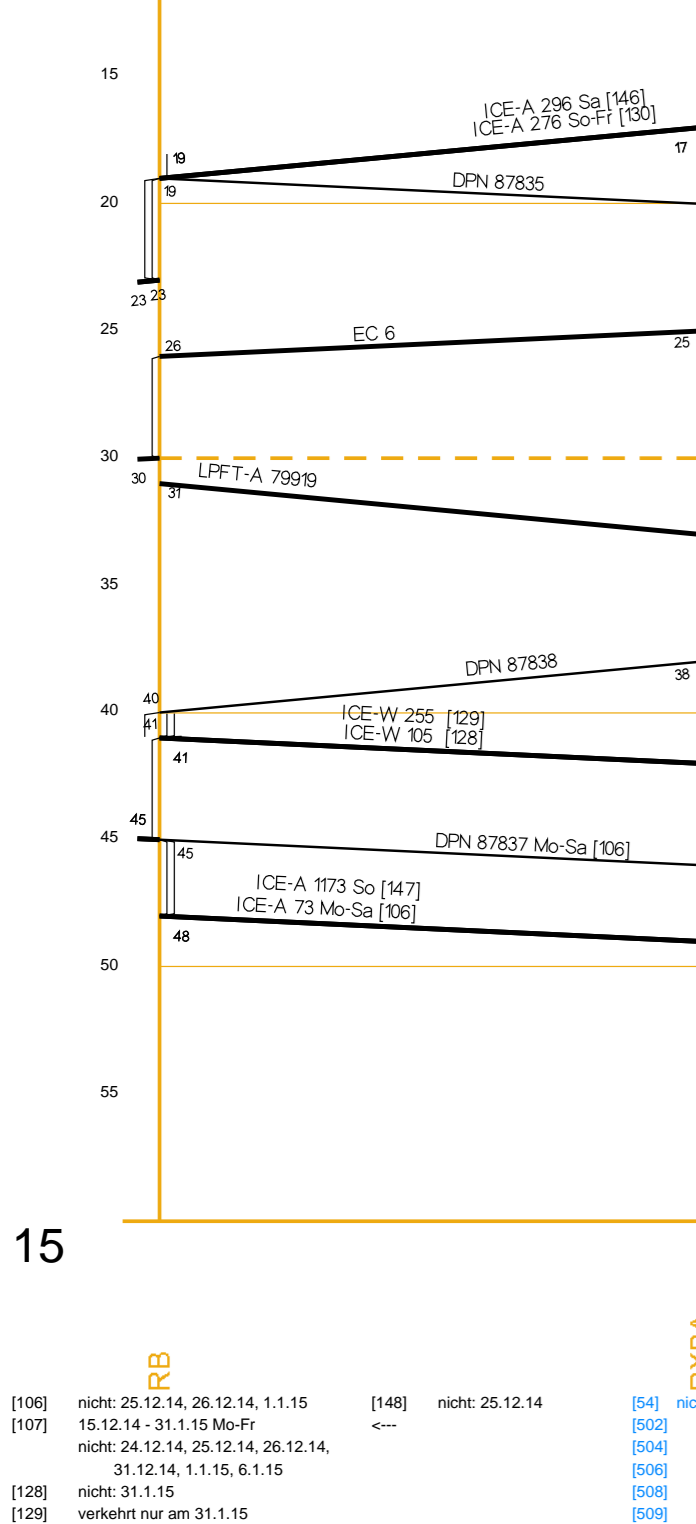
4



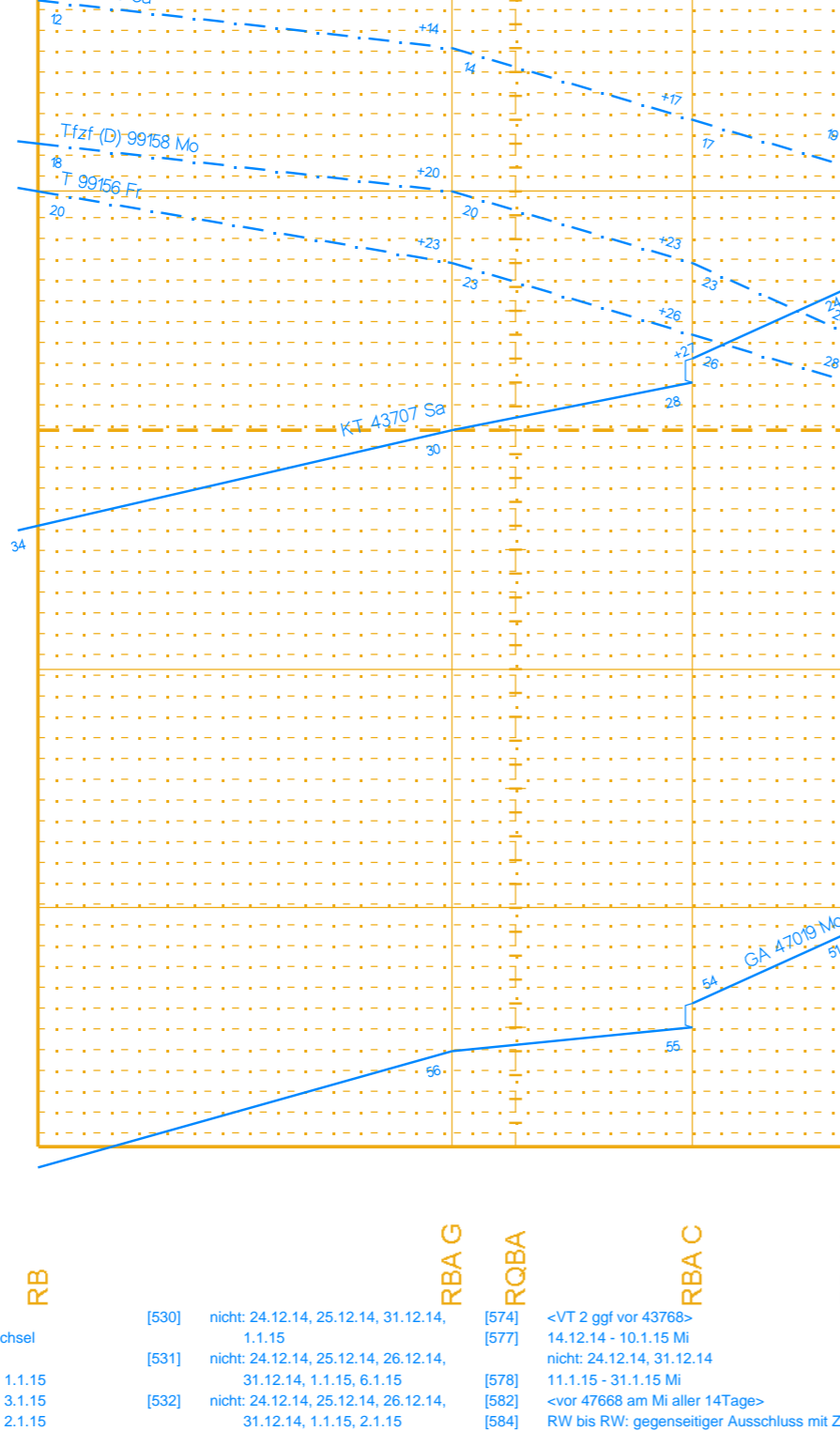
5



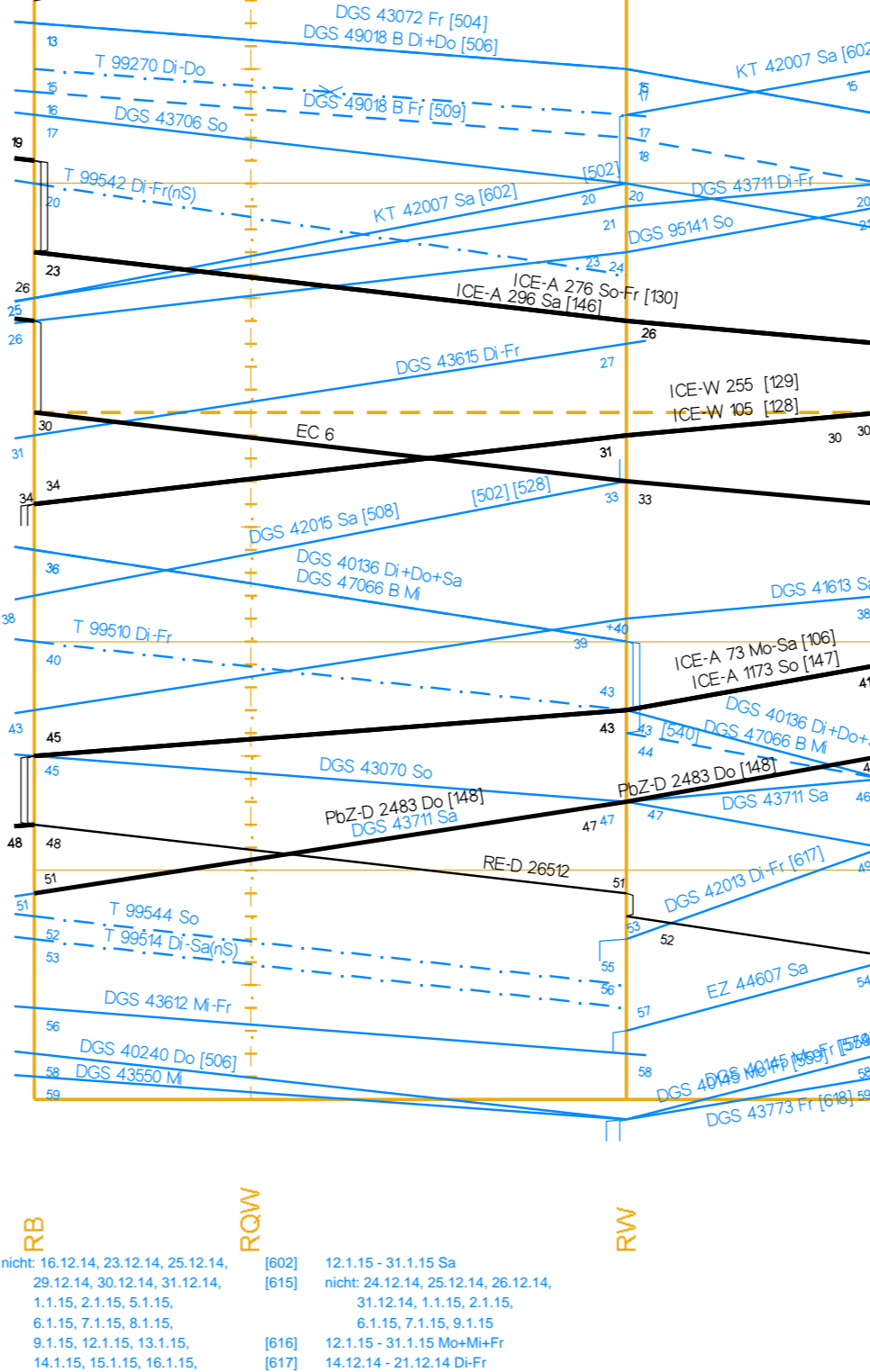
14




2




3



4



5



[106] nicht: 25.12.14, 26.12.14, 1.1.15  
 [107] 15.12.14 - 31.1.15 Mo-Fr  
 nicht: 24.12.14, 25.12.14, 26.12.14, 31.12.14, 1.1.15, 6.1.15

[54] nicht: 6.1.15  
 [500] Zugpersona/wechsel  
 [506] nicht: 26.12.14  
 [509] nicht: 25.12.14, 1.1.15  
 [508] nicht: 27.12.14, 31.1.15  
 [509] nicht: 26.12.14, 2.1.15  
 [510] nicht: 27.12.14  
 [513] nicht: 25.12.14, 26.12.14, 1.1.15  
 [528] Systemwechsel

[588] nicht: 16.12.14, 23.12.14, 25.12.14, 29.12.14, 30.12.14, 31.12.14, 1.1.15, 2.1.15, 5.1.15, 6.1.15, 7.1.15, 8.1.15, 9.1.15, 12.1.15, 13.1.15, 14.1.15, 15.1.15, 16.1.15, 17.1.15, 18.1.15, 19.1.15, 20.1.15, 21.1.15, 22.1.15, 23.1.15, 26.1.15, 27.1.15, 28.1.15, 29.1.15, 30.1.15

[802] 12.1.15 - 31.1.15 Sa  
 [815] nicht: 24.12.14, 25.12.14, 26.12.14, 31.12.14, 1.1.15, 2.1.15, 6.1.15, 7.1.15, 8.1.15

[816] 12.1.15 - 31.1.15 Mo+Mi+Fr  
 [817] 14.12.14 - 31.12.14 Di+Fr  
 [818] 8.1.15 - 31.1.15 Di+Fr



Fahrpläne Basel Nord Sued ab 14.12.2014

Stunden: 15 - 18

Table with 2 columns: Station (Basel Bad Bf, Basel SBB Pb) and values (GWB, P2B, Hauptbahn, Nebenbahn, 70 <100 >, 4404, 1.6, 3.5).

BAV 520

Basel Bad Bf, BR Einf SBB Pb

Table with 2 columns: Station (Basel Bad Bf, Basel Bad Rbf (GR A)) and values (GWB, P2B, Hauptbahn, Nebenbahn, 60, 4405, 2.9, 2.9, 0.3, 3.1, 0.8, 2.6, 0.4, 2.2).

BAV 508 / 1

BAV 508 / 2

Basel Bad Bf, BR Rbf -Gr-L, Basel Rbf LGr, BR Rbf -Gr-C, BR Rbf -Gr-A

DB Netz

Jahresfahrplan 2015 vom: 14. Dezember 2014 bis: 12. Dezember 2015

Gültig vom: 14. Dezember 2014 bis: 31. Januar 2015 / täglich

Table with 2 columns: Station (Basel Bad Rbf, Weil (Rh) - Haltingen) and values (GWB, LZB und P2B, Hauptbahn, Nebenbahn, 130 <160 >, 4000, 180, 2.9, 2.9, 1.1, 2.3, 2.9, 2.9).

BAV 521 / 1

Basel Bad Bf, Weil (Rhein) LGr, Weil am Rhein, Haltingen

Table with 2 columns: Station (Basel Bad Rbf, Weil (Schlaufe)) and values (GWB, P2B, Nebenbahn, Hauptbahn, 60, 4411, 2.7, 3.5, 0.8).

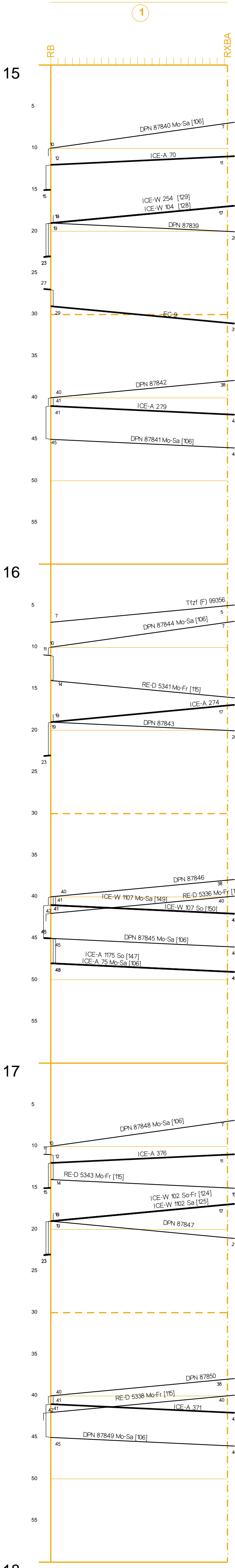
BR Rbf -Gr-A, Weil am Rhein

Fahrpläne Basel Nord Sued ab 14.12.2014

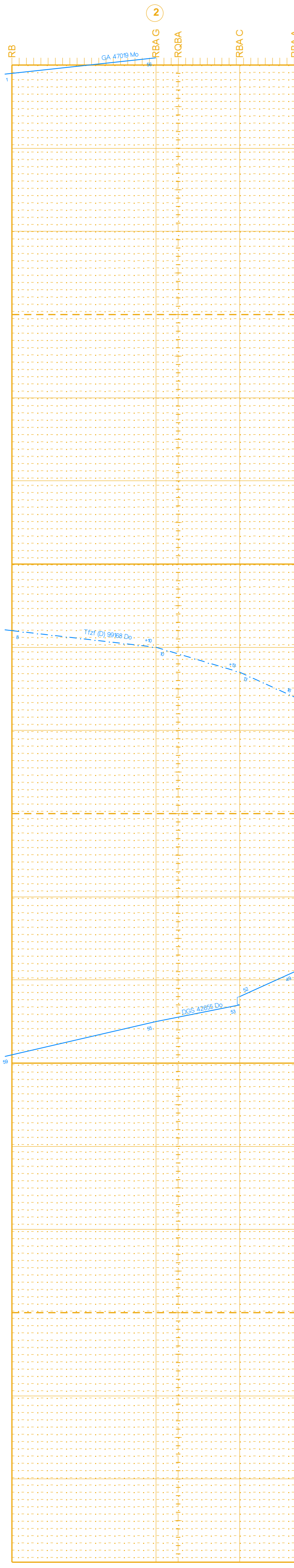
Stunden: 15 - 18

Table with 2 columns: Station (Basel Bad Rbf, Weil (Sig N10)) and values (GWB, P2B, Nebenbahn, Hauptbahn, 60, 4415, 1.3, 0.0, 1.3).

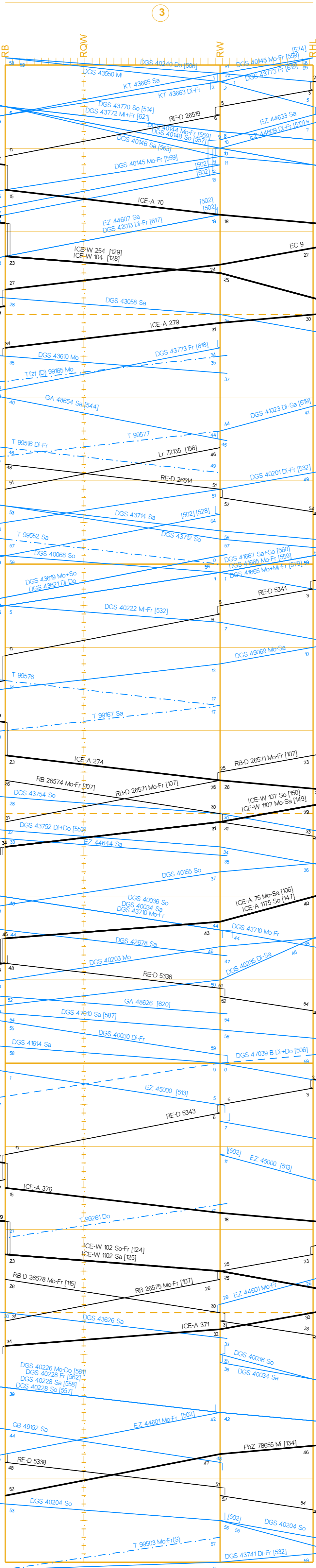
BR Rbf -Gr-A, Weil am Rhein




Legend for station codes: RB, RXBA, [106], [107], [115], [124], [125], [128], [129], [134], [147], [149], [150], [156], [157], [158], [159], [160], [161], [162], [163], [164], [165], [166], [167], [168], [169], [170], [171], [172], [173], [174], [175], [176], [177], [178], [179], [180], [181], [182], [183], [184], [185], [186], [187], [188], [189], [190], [191], [192], [193], [194], [195], [196], [197], [198], [199], [200].




Legend for station codes: RB, RBA G, ROBA, RBA C, RBA A, [202], [203], [204], [205], [206], [207], [208], [209], [210], [211], [212], [213], [214], [215], [216], [217], [218], [219], [220], [221], [222], [223], [224], [225], [226], [227], [228], [229], [230], [231], [232], [233], [234], [235], [236], [237], [238], [239], [240].



Legend for station codes: RB, ROW, RW, RHL, [241], [242], [243], [244], [245], [246], [247], [248], [249], [250], [251], [252], [253], [254], [255], [256], [257], [258], [259], [260], [261], [262], [263], [264], [265], [266], [267], [268], [269], [270].



Legend for station codes: RBA A, RW, [271], [272], [273], [274], [275], [276], [277], [278], [279], [280], [281], [282], [283], [284], [285], [286], [287], [288], [289], [290].



Legend for station codes: RBA A, RW, [291], [292], [293], [294], [295], [296], [297], [298], [299], [300].







Fahrpläne Basel Nord Sued ab 14.12.2014

Stunden: 21 - 24

Table with 2 columns: Station (Basel Bad Bf, Basel SBB Pb) and values (GWB, P2B, Hauptbahn, Nebenbahn, 70 <100 >, 4404, 1.6, 3.5).

BAV 520




Table with 2 columns: Station (Basel Bad Bf, Basel Bad Rbf (GR A)) and values (P2B, Hauptbahn, Nebenbahn, 60, 4405, 2.9, 2.8, 0.3, 3.1, 0.8, 2.6, 0.4, 2.2).

BAV 508 / 1

BAV 508 / 2



DB Netz

Niederlassung Südwest

Jahresfahrplan 2015 vom: 14. Dezember 2014 bis: 12. Dezember 2015

Gültig vom: 14. Dezember 2014 bis: 31. Januar 2015 / täglich

Table with 2 columns: Station (Basel Bad Rbf, Weil (Rh) - Haltingen) and values (GWB, LZB und P2B, Hauptbahn, Nebenbahn, 130 <100 >, 4000, 180, 2.0, 2.8, 1.1, 2.7, 2.3, 2.6, 2.3).

BAV 521 / 1



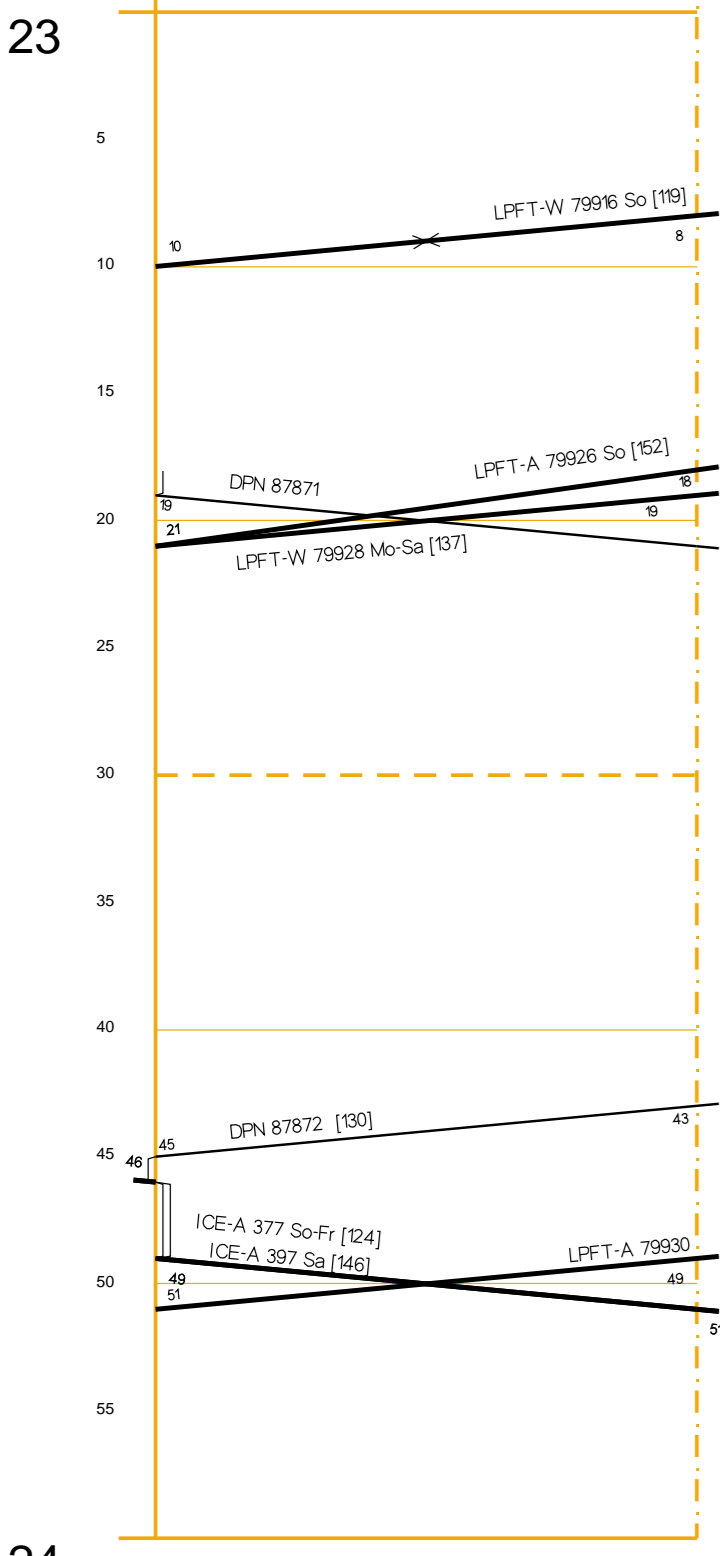
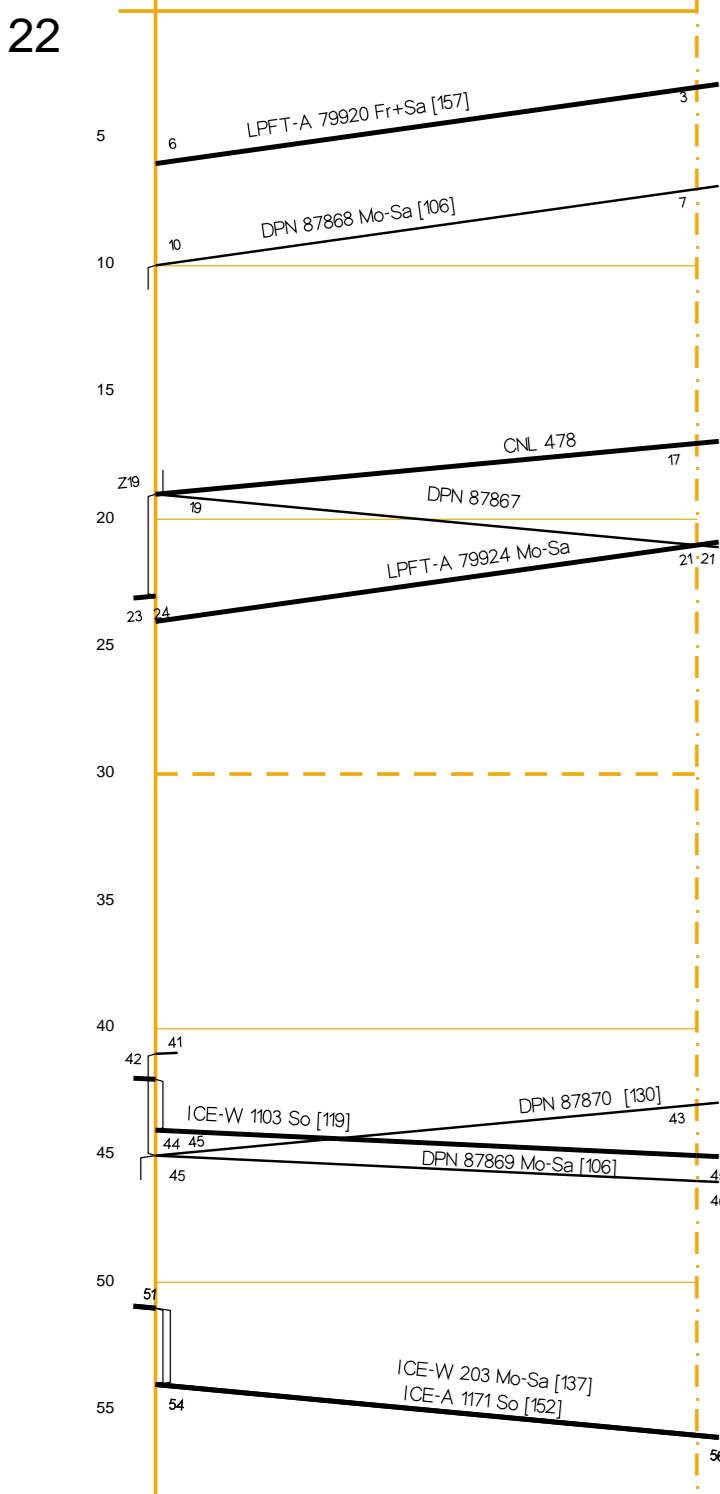
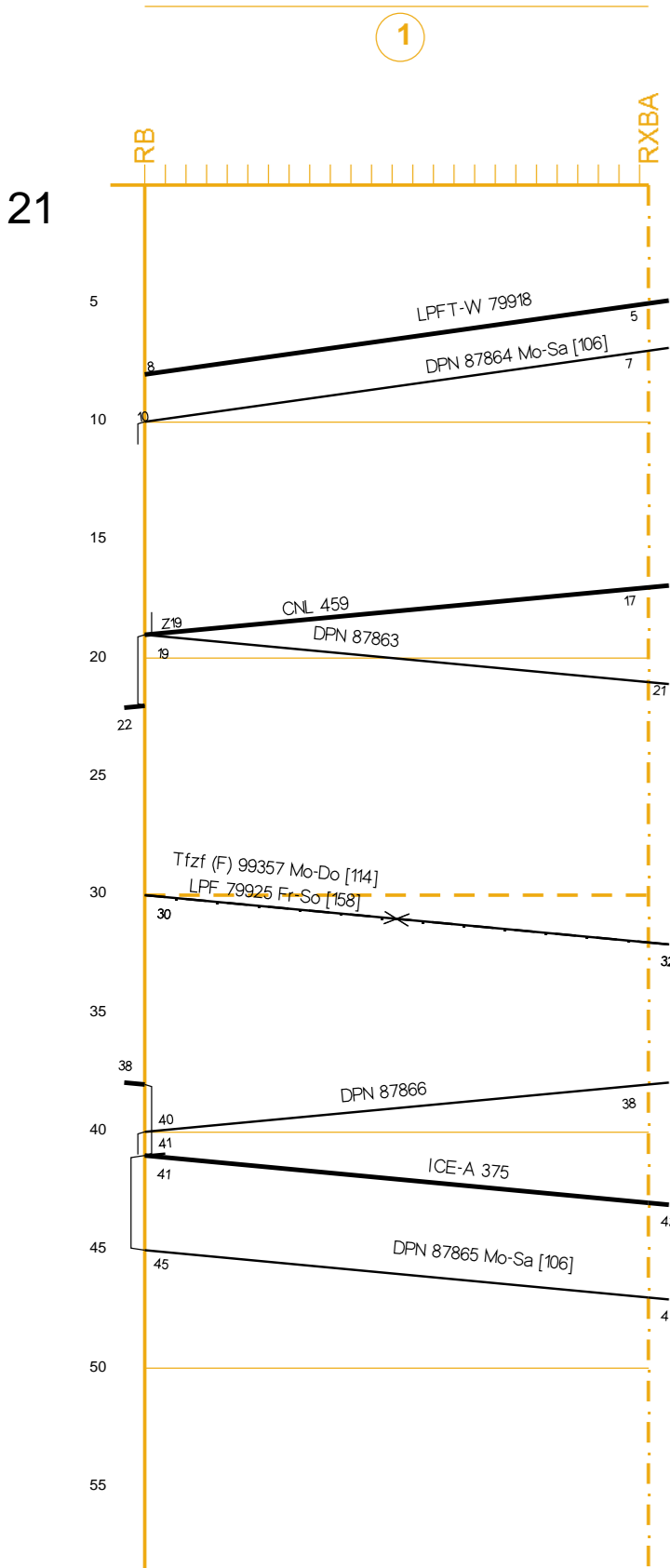
Table with 2 columns: Station (Basel Bad Rbf, Weil (Schlaufe)) and values (P2B, Nebenbahn, Hauptbahn, 60, 4411, 2.7, 0.8).



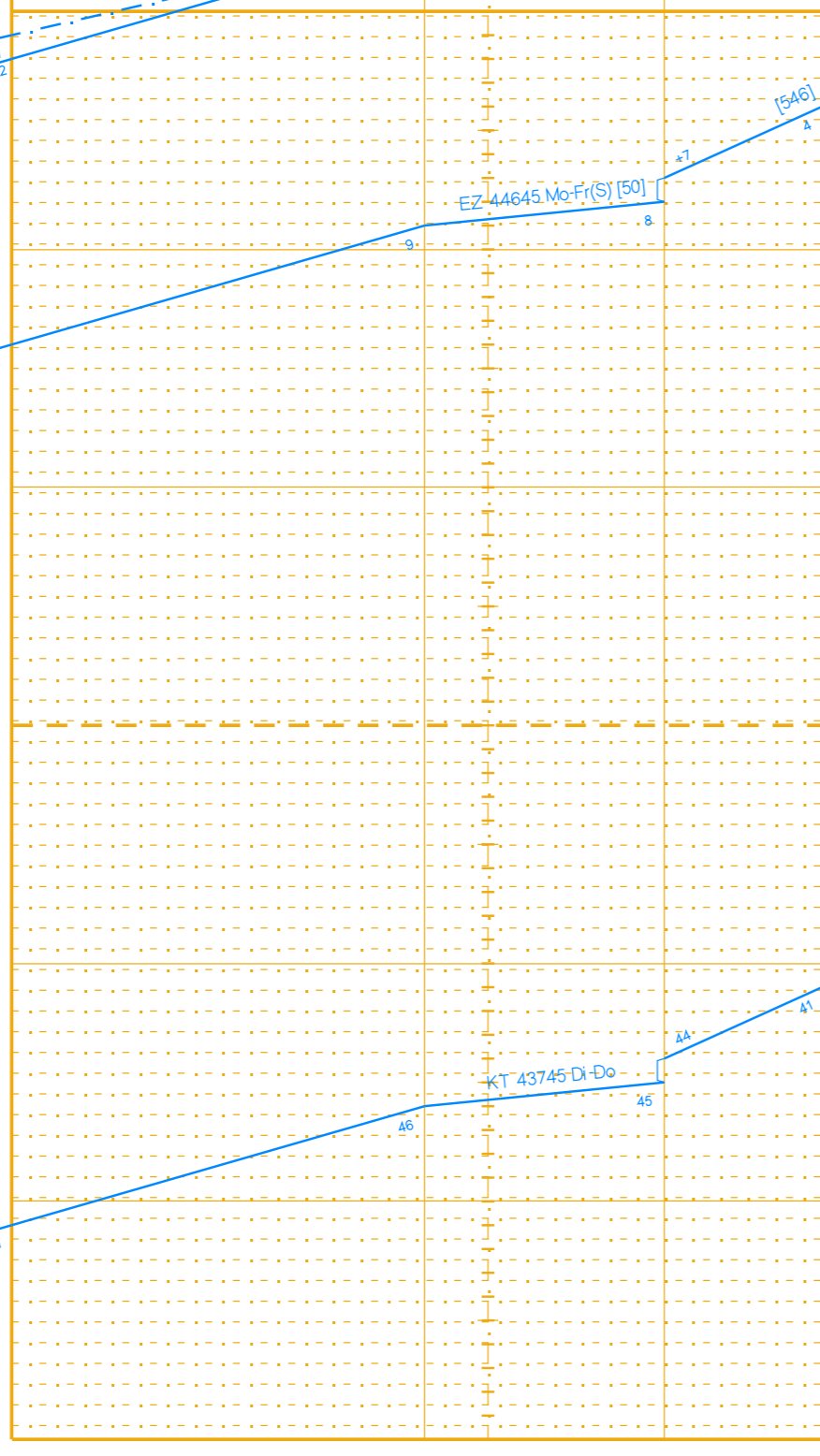
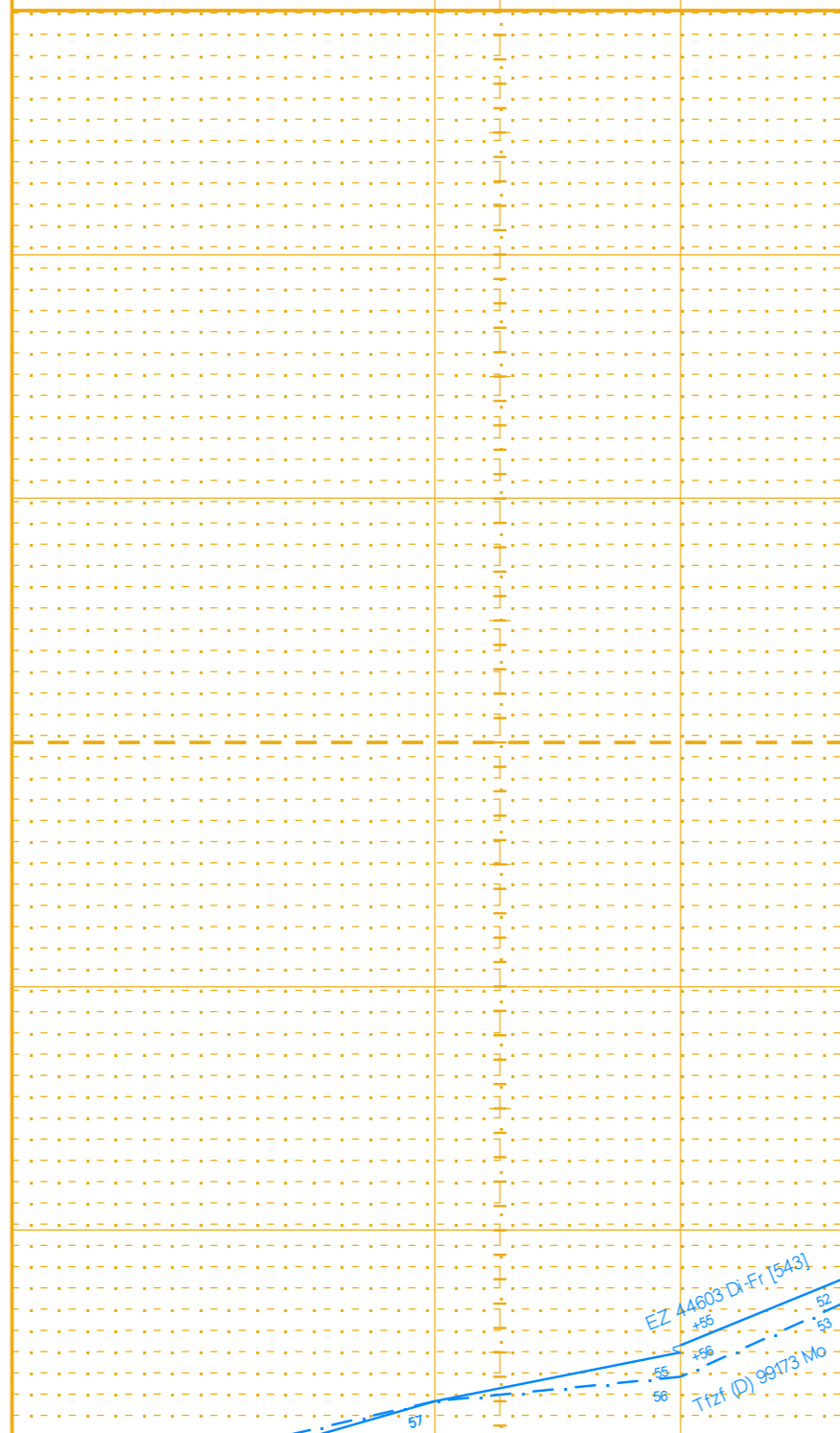
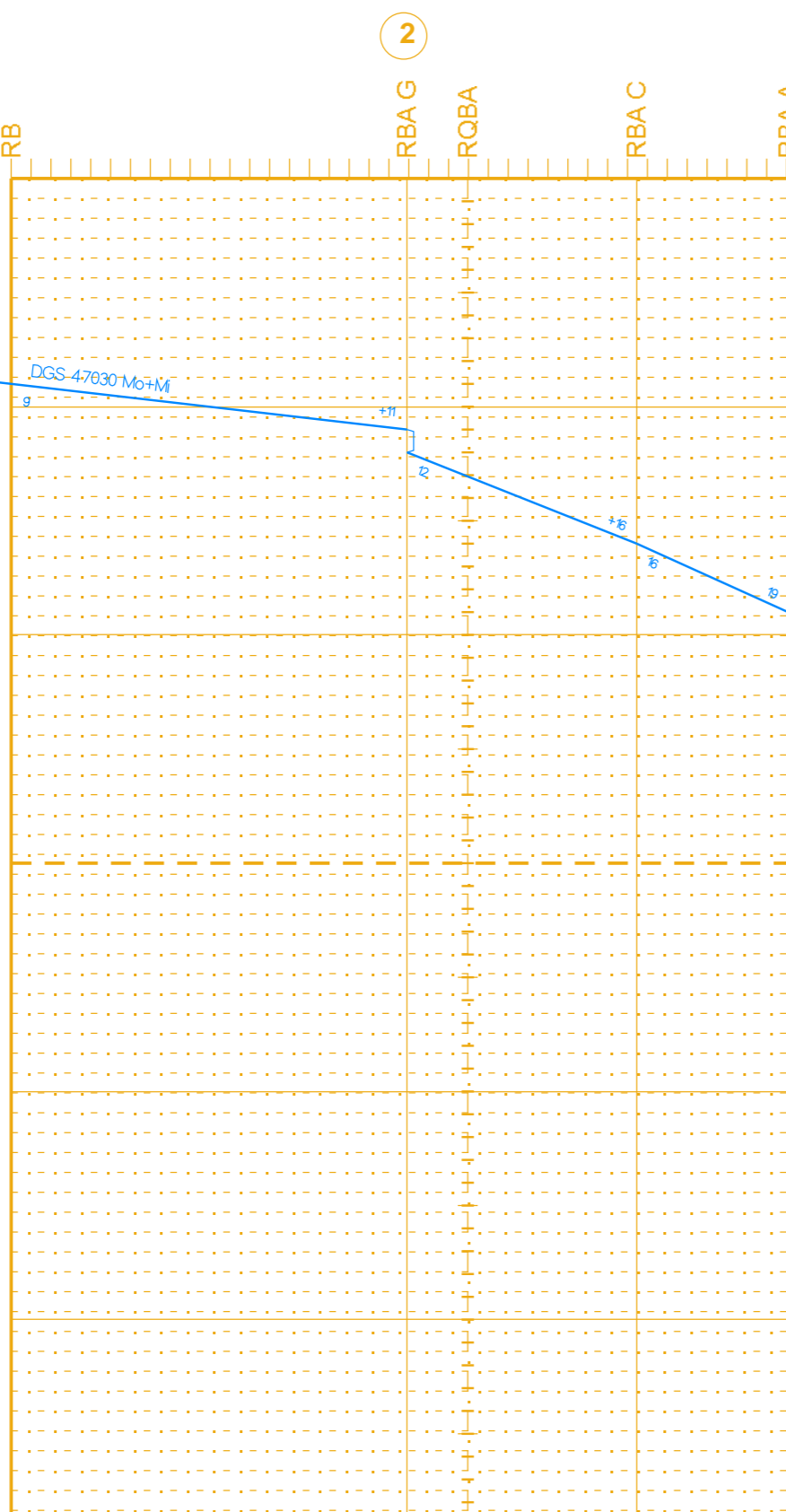
Fahrpläne Basel Nord Sued ab 14.12.2014

Stunden: 21 - 24

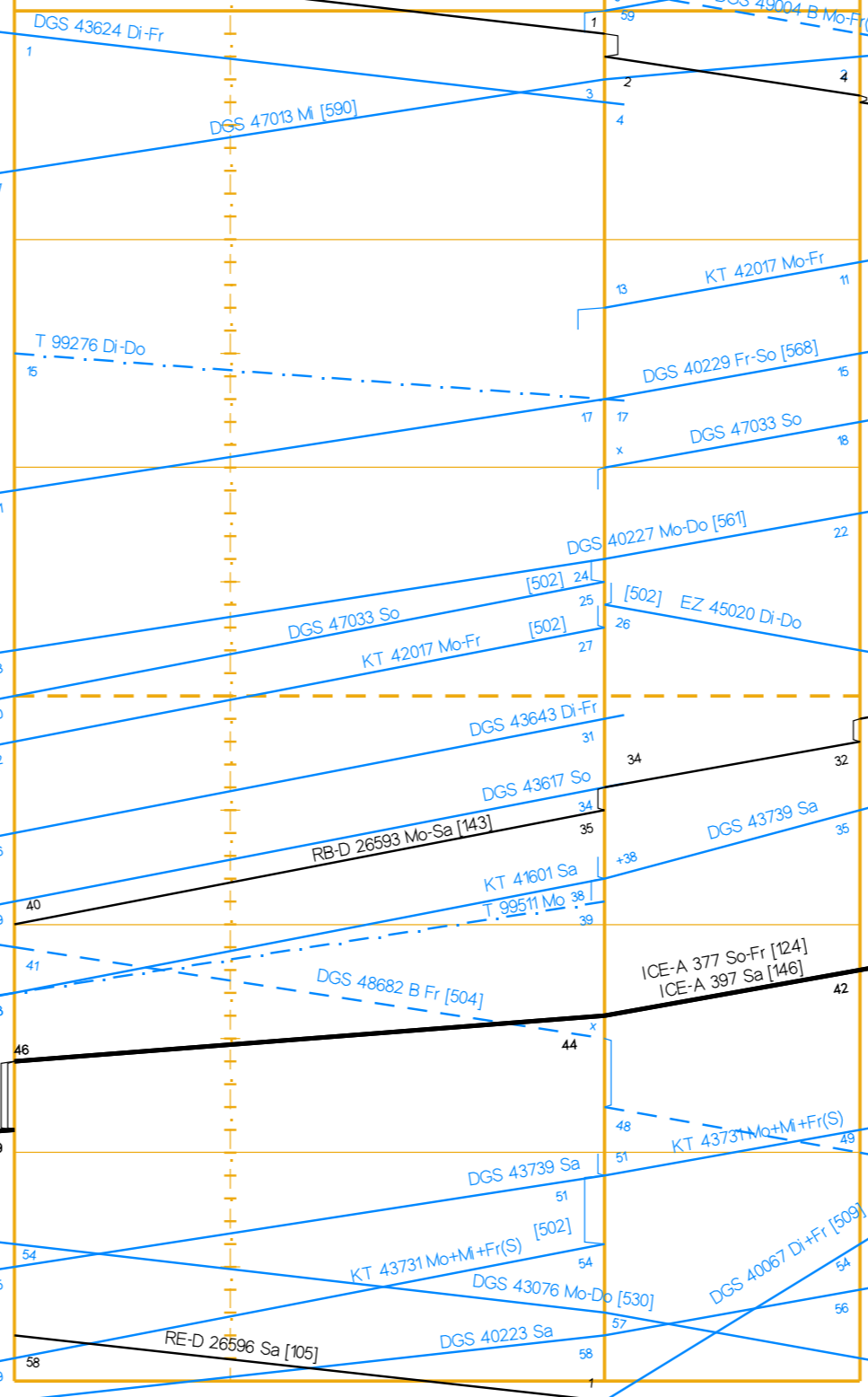
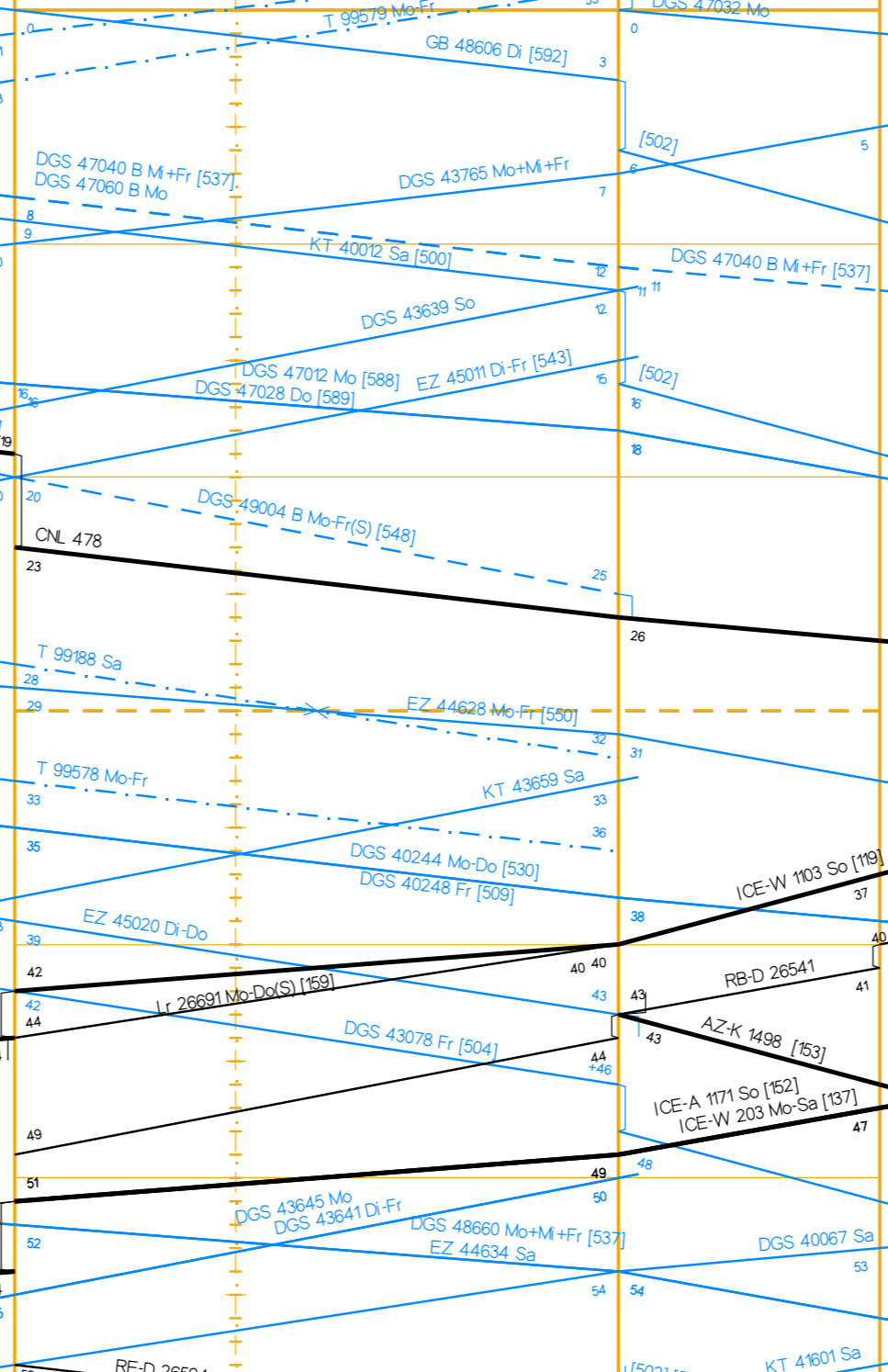
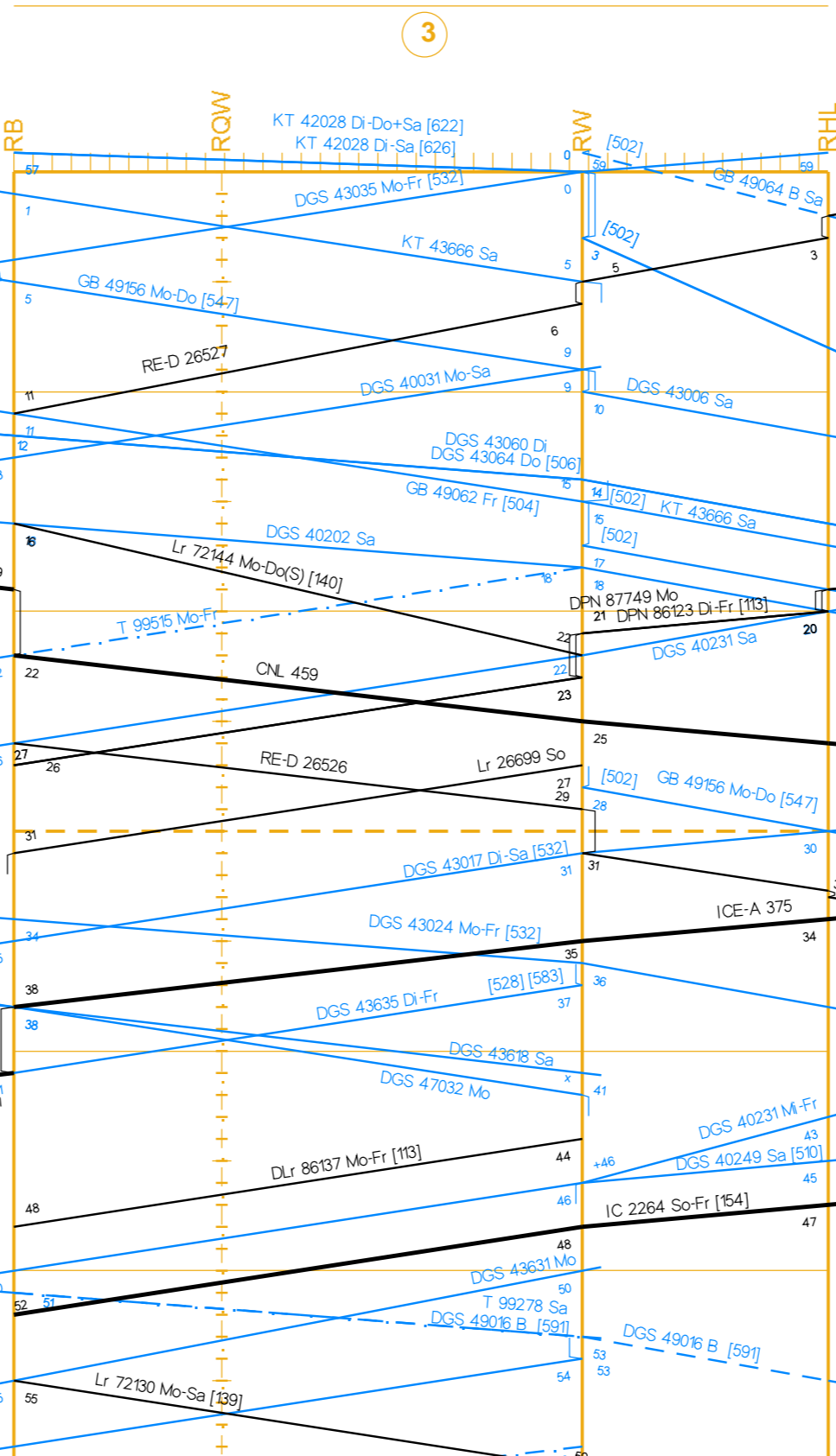
Table with 2 columns: Station (Basel Bad Rbf, Weil (Sig N10)) and values (P2B, Hauptbahn, Nebenbahn, 60, 4415, 1.3, 1.3).



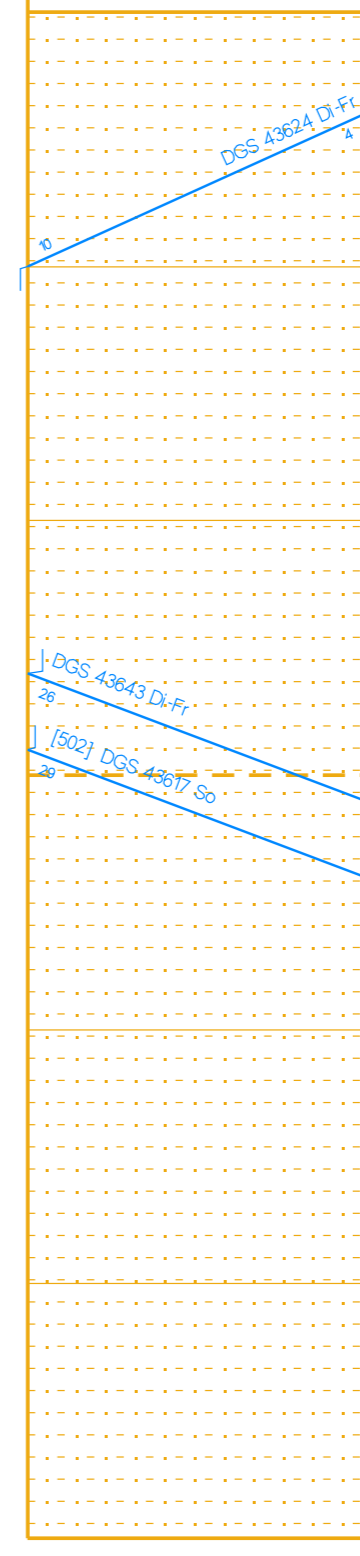
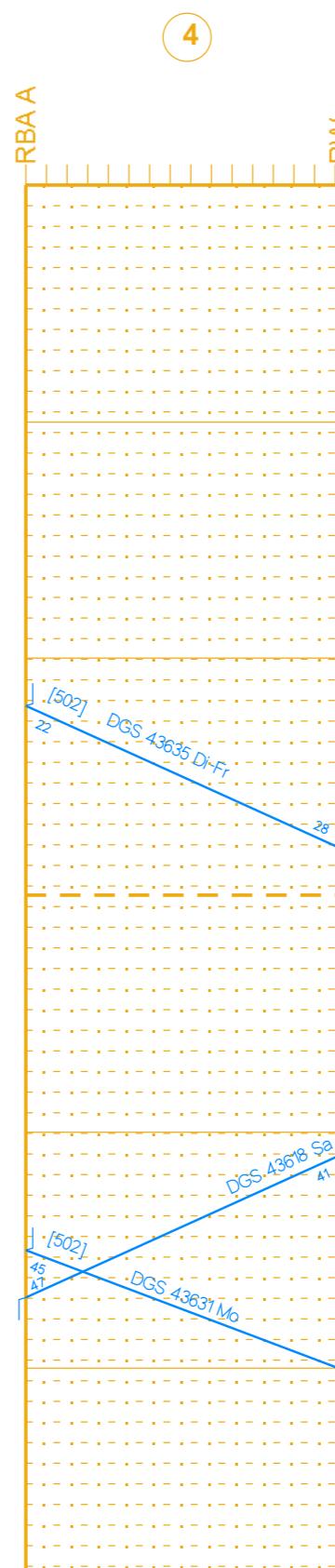
Legend table for hour 21 with columns for station codes (RB, RXBA, RBAA, RBAG, ROBA, RBAC, RBAA) and their corresponding train types and numbers.



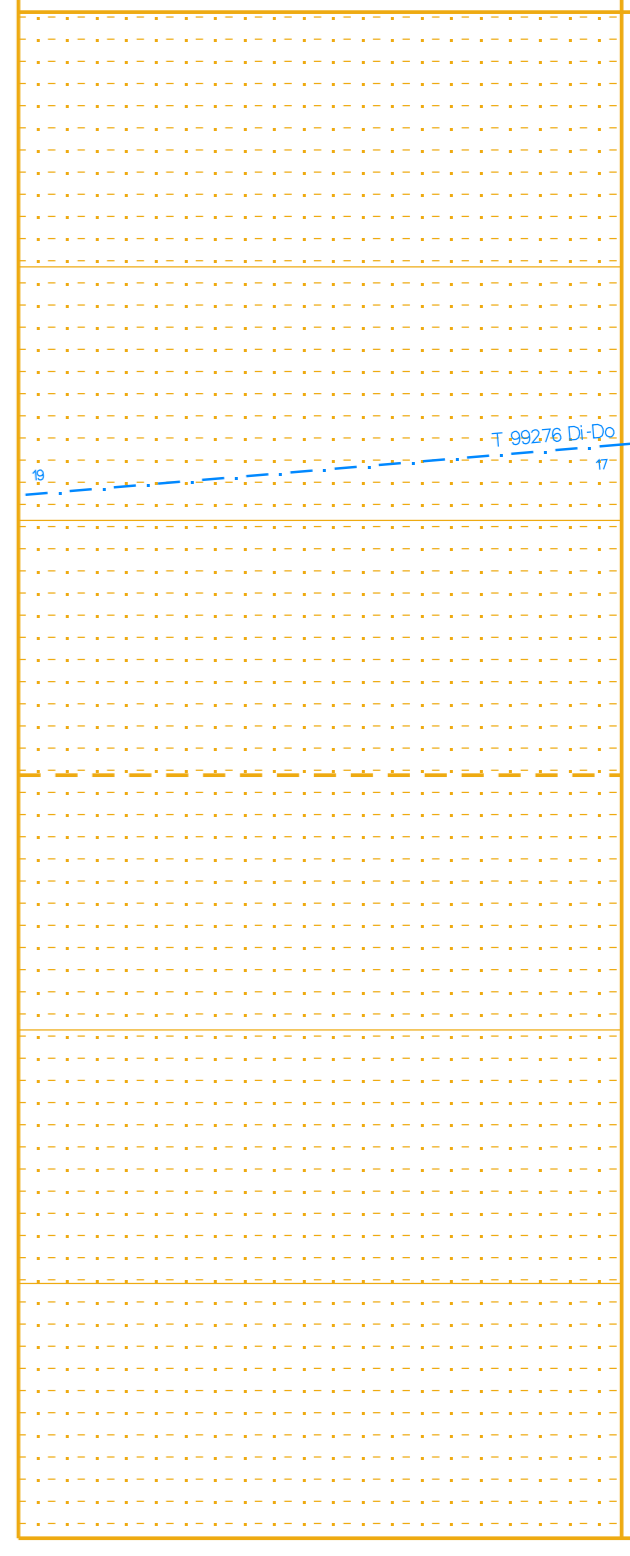
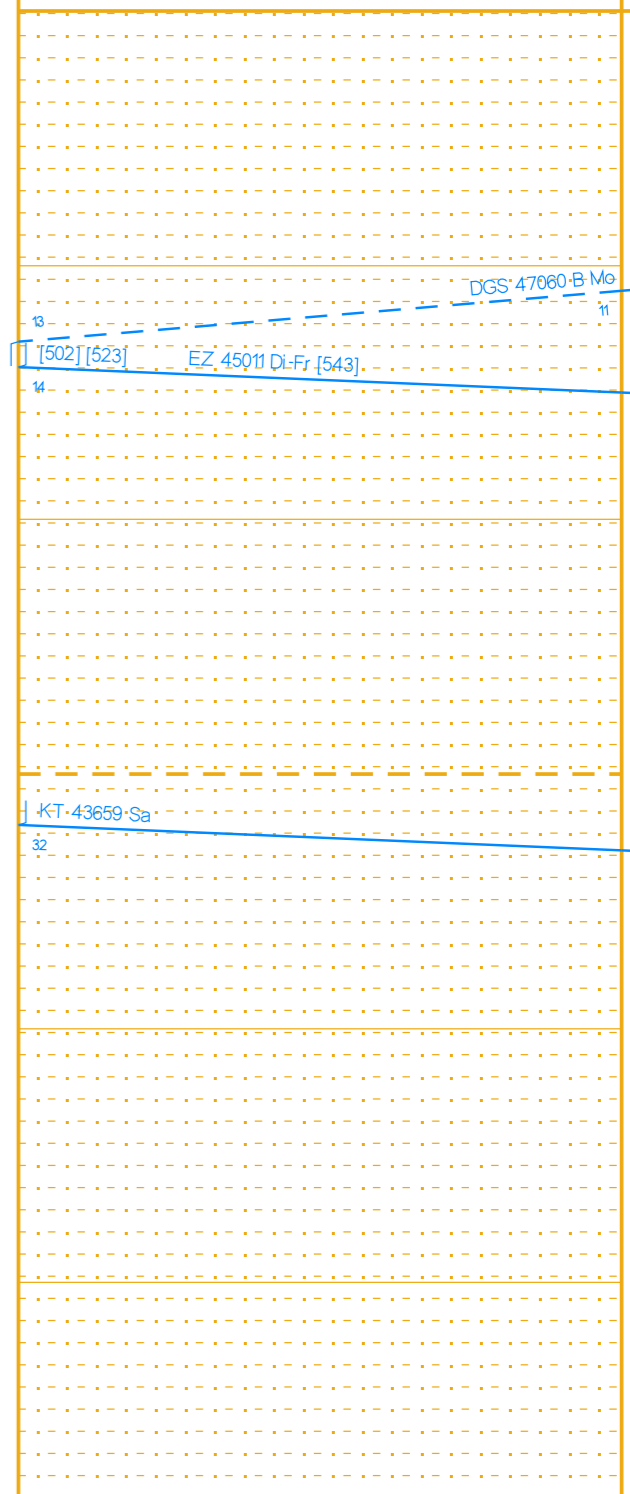

Legend table for hour 22 with columns for station codes (RB, RBAG, ROBA, RBAC, RBAA) and their corresponding train types and numbers.



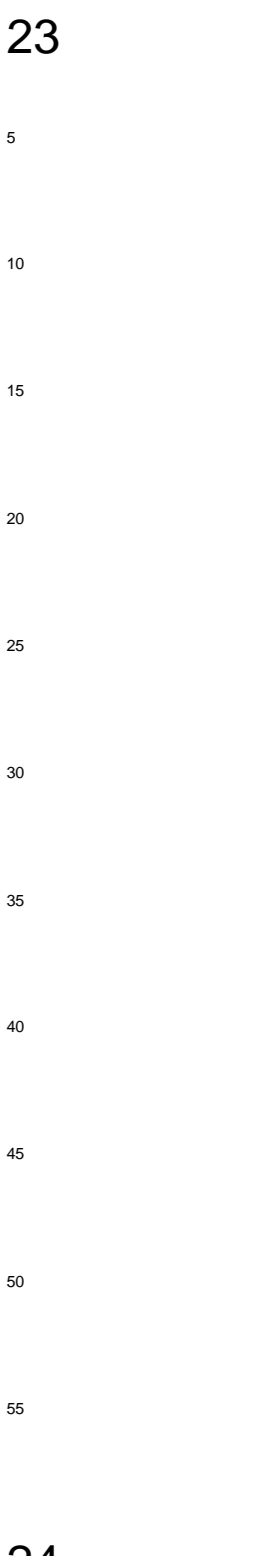

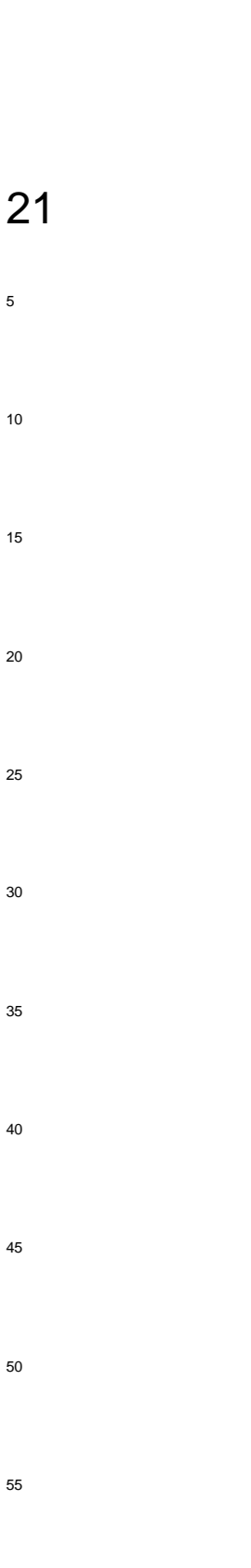
Legend table for hour 23 with columns for station codes (RB, ROW, RW, RBAA, RBAA) and their corresponding train types and numbers.



Legend table for hour 21 with columns for station codes (RBAA, RW) and their corresponding train types and numbers.



Legend table for hour 22 with columns for station codes (RBAA, RW) and their corresponding train types and numbers.



Legend table for hour 23 with columns for station codes (RBAA, RW) and their corresponding train types and numbers.