

Basel Bad Bf - Riehen	
P2B	
Hauptbahn	
120	
4400	
2.6	0.9
2.2	3.0
1.3	4.3
-1.8	

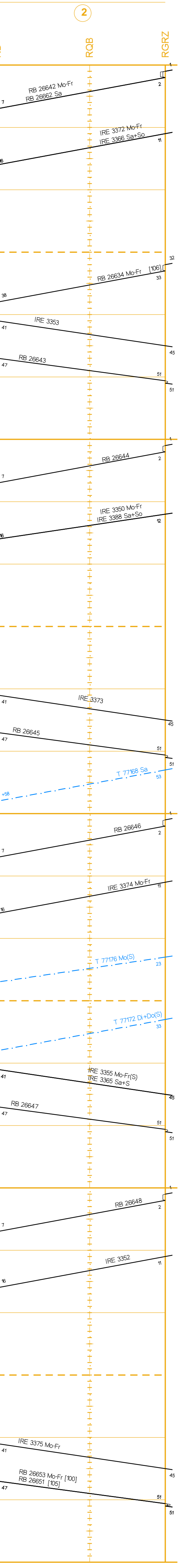
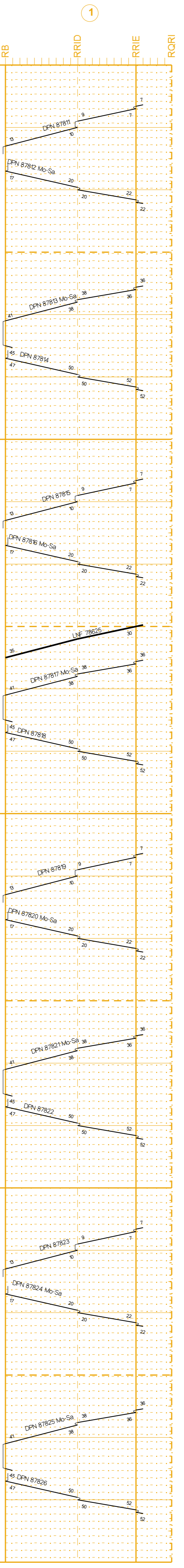
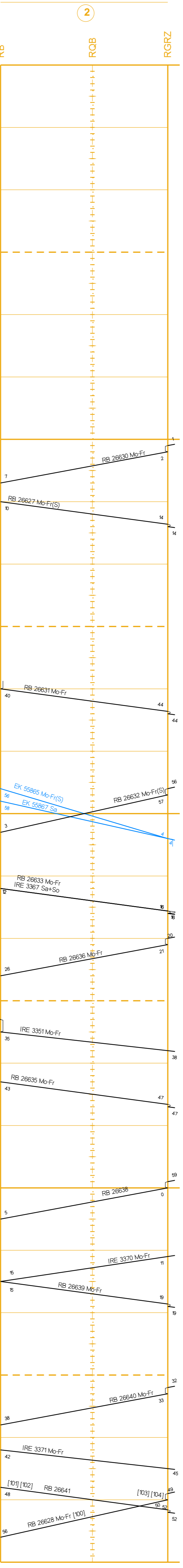
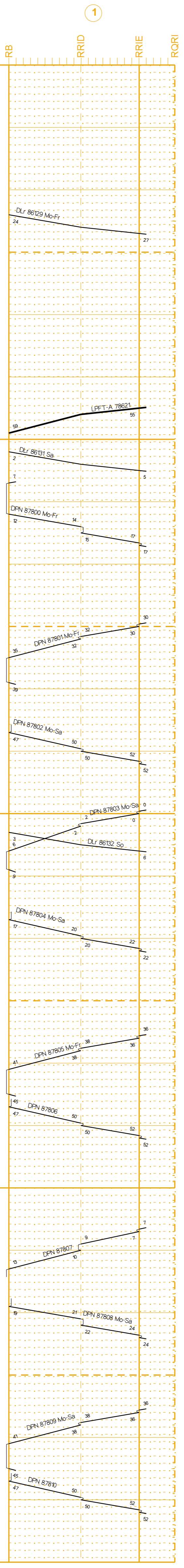


Basel Bad Bf - Grenzach	
GNT und P2B	
Hauptbahn	
130 >160 <	
4000	
2.5	2.4
2.7	
2.6	

Basel Bad Bf - Riehen	
P2B	
Hauptbahn	
120	
4400	
2.6	0.9
2.2	3.0
1.3	4.3
-1.8	

Basel Bad Bf - Grenzach	
GNT und P2B	
Hauptbahn	
130 >160 <	
4000	
2.5	2.4
2.7	
2.6	

Basel Bad Bf - Riehen	
P2B	
Hauptbahn	
120	
4400	
2.6	0.9
2.2	3.0
1.3	4.3
-1.8	

Basel Bad Bf - Grenzach	
GNT und P2B	
Hauptbahn	
130 >160 <	
4000	
2.5	2.4
2.7	
2.6	



[100] 14.6.15 - 29.7.15 Mo-Fr  
 [101] <darf schon 7.47 Uhr abfahren>14.12.14 - 12.12.15 Mo-Fr(S)  
 [102] <darf schon 7.47 Uhr abfahren>14.12.14 - 12.12.15 Sa+S  
 [103] <darf schon 7.51 Uhr abfahren>14.12.14 - 12.12.15 Sa+S  
 [104] <darf schon 7.51 Uhr abfahren>14.12.14 - 12.12.15 Mo-Fr(S)  
 [105] 14.6.15 - 28.7.15 Sa+So  
 30.7.15 - 1.8.15  
 [106] <darf schon um 8.32 Uhr abfahren>

