

Fahrpläne Schaffh - Konst ab 11.06.2017

Stunden: 0 - 8

Erzingen (Baden) - Singen

Table with columns for P2B, Hauptbahn, GNT und P2B, and ers. GWB, in STR-Ri. Rows include 160, 160 >150 <, 4000, and 140 >150 <.

BAV 763 / 1 - 0 - 2

- Erzingen (Baden)
Bf Trasdillingen
Wiching-Hallau
Neunkirch
Skk 234
Beringen Bad Bf
Beringerfeld Hp
Skk 236 / Skk 235
Neuhausen Bad Bf Hp
Skk 237 / Skk 238
Skk 2310
Skk 239
Skk 2312
Bf Schaffh West
Bf Schaffh PB
Bf Schaffh W119
Bf Schaffh W203
Herblingen Hp
Skk 303 / Skk 402
Thayngen
Thayngen LGr
Bielingen Hp
Gottmadingen
Singen
Konstanz
Konstanz RZ LGr
Konstanz Grenze

DB Netz

Niederlassung Südwest

Jahresfahrplan 2017 vom: 11. Dezember 2016 bis: 09. Dezember 2017
Gültig vom: 11. Juni 2017 bis: 03. September 2017 / täglich

Konstanz - Kreuzlingen

Table with columns for P2B, Hauptbahn, GNT und P2B, and ers. GWB, in STR-Ri. Rows include 120, 4000, and 140 >150 <.

BAV 830

- Singen
Konstanz
Konstanz RZ LGr
Konstanz Grenze

Fahrpläne Schaffh - Konst ab 11.06.2017

Stunden: 0 - 8

Erzingen (Baden) - Singen

Table with columns for P2B, Hauptbahn, GNT und P2B, and ers. GWB, in STR-Ri. Rows include 160, 160 >150 <, 4000, and 140 >150 <.

BAV 763 / 1 - 0 - 2

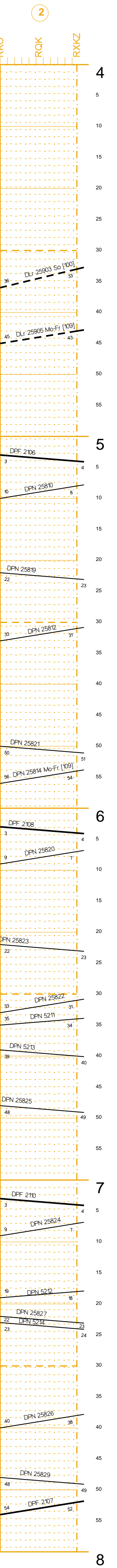
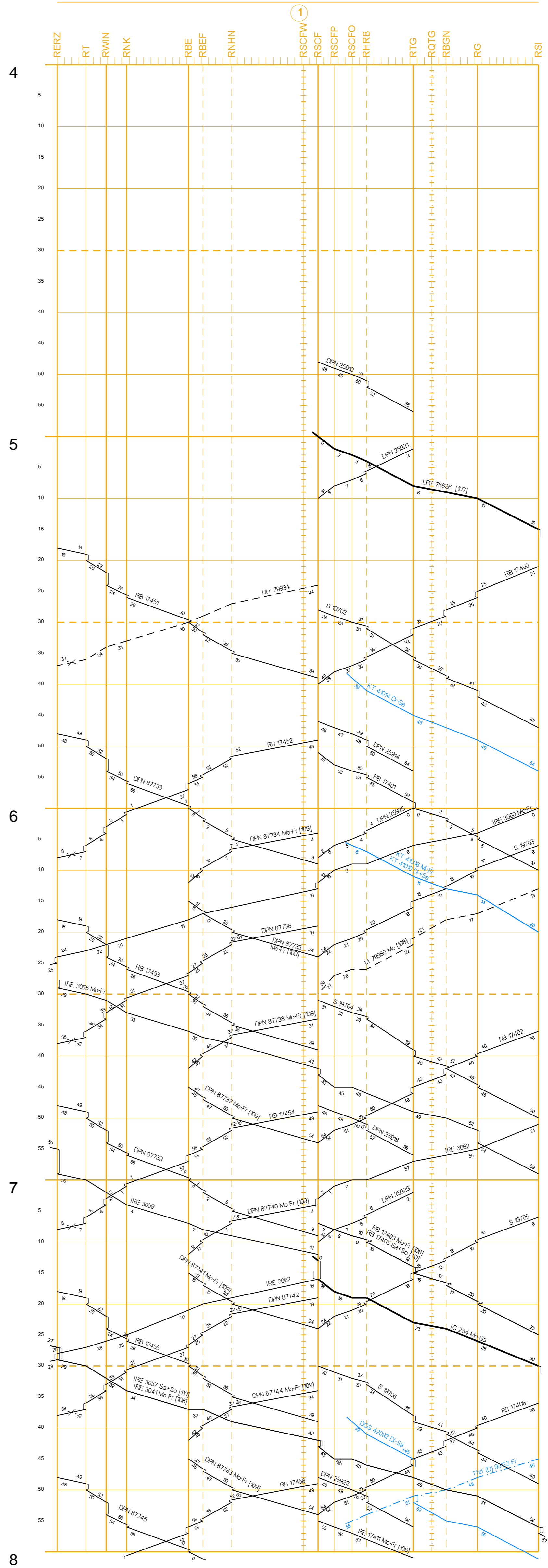
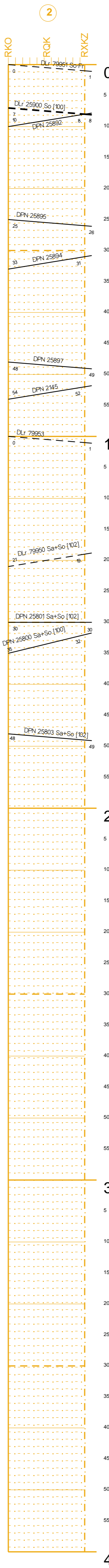

- Erzingen (Baden)
Bf Trasdillingen
Wiching-Hallau
Neunkirch
Skk 234
Beringen Bad Bf
Beringerfeld Hp
Skk 236 / Skk 235
Neuhausen Bad Bf Hp
Skk 237 / Skk 238
Skk 2310
Skk 239
Skk 2312
Bf Schaffh West
Bf Schaffh PB
Bf Schaffh W119
Bf Schaffh W203
Herblingen Hp
Skk 303 / Skk 402
Thayngen
Thayngen LGr
Bielingen Hp
Gottmadingen
Singen
Konstanz
Konstanz RZ LGr
Konstanz Grenze

Konstanz - Kreuzlingen

Table with columns for P2B, Hauptbahn, GNT und P2B, and ers. GWB, in STR-Ri. Rows include 120, 4000, and 140 >150 <.

BAV 830

- Singen
Konstanz
Konstanz RZ LGr
Konstanz Grenze



[100] auch: 1.8.17
[102] nicht: 13.8.17
[106] nicht: 15.8.17
[107] verkehrt nur am 15.6.17
[108] auch: 16.8.17
[109] nicht: 1.8.17
[110] auch: 15.6.17

P2B	GWB										GNT und P2B		ewe. GWB, in STR-R				
	Hauptbahn										160 >150 <		140 >150 <				
160																	
1.4	2.8	2.6	2.6	6.3		2.5	2.5	0.4	1.6	1.6	0.7	5.1	27.0	1.7	0.9	2.9	5.6
349.3	349.3	349.3	351.5	357.8	359.0	364.4	368.0	367.2	367.9	373.0	374.7	375.8	376.5	414.3			384.1

BAV 763 / 1 - 0 - 2

- ↓ Erzingen (Baden)
- ◇ Bf Trasdillingen
- ↓ Wüching-Hallau
- ↓ Neunkirch
- △ Skk 234
- ↓ Beringen Bad Bf
- ◇ Beringerfeld Hp
- △ Skk 236 / Skk 235
- △ Neuhausen Bad Bf Hp
- △ Skk 237 / Skk 238
- △ Skk 2310
- △ Skk 239
- △ Skk 2312
- ◇ Bf Schaffh West
- ◇ Bf Schaffh PB
- ◇ Bf Schaffh W119
- ◇ Bf Schaffh W203
- ◇ Herblingen Hp
- △ Skk 303 / Skk 402
- ↓ Thayngen
- Thayngen LGr
- Beilingen Hp
- ↓ Gottmadingen
- ↓ Singen
- ↓ Konstanz
- Konstanz Rz LGr
- Konstanz Grenze

P2B	Hauptbahn	
120		
4000		
0.5	0.5	0.1
414.3	414.3	414.3

BAV 830

- ↓ Singen
- ↓ Konstanz
- Konstanz Rz LGr
- Konstanz Grenze

P2B	GWB										GNT und P2B		ewe. GWB, in STR-R				
	Hauptbahn										160 >150 <		140 >150 <				
160																	
1.4	2.6	2.6	2.6	6.3		2.5	2.5	0.4	1.6	1.6	0.7	5.1	27.0	1.7	0.9	2.9	5.6
349.3	349.3	349.3	351.5	357.8	359.0	364.4	368.0	367.2	367.9	373.0	374.7	375.8	376.5	414.3			384.1

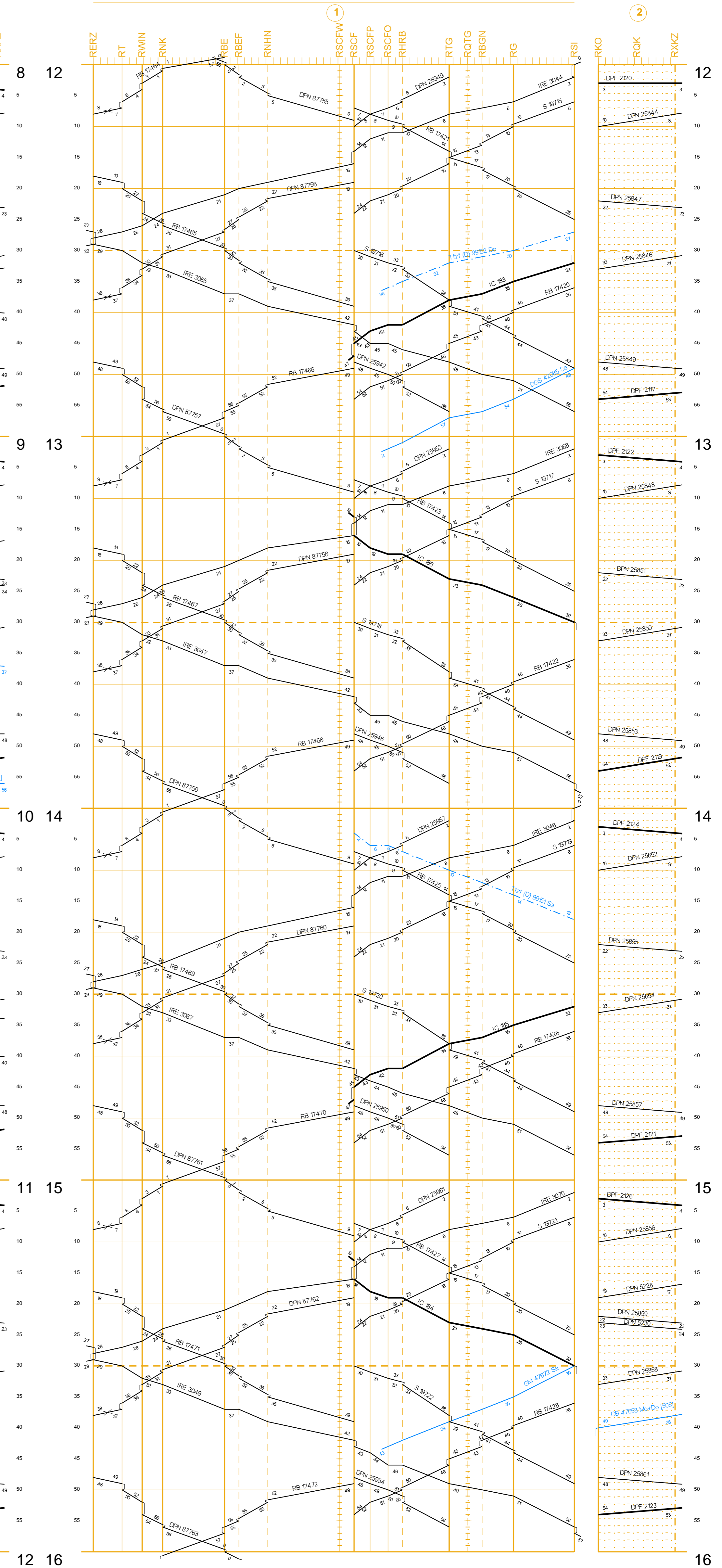
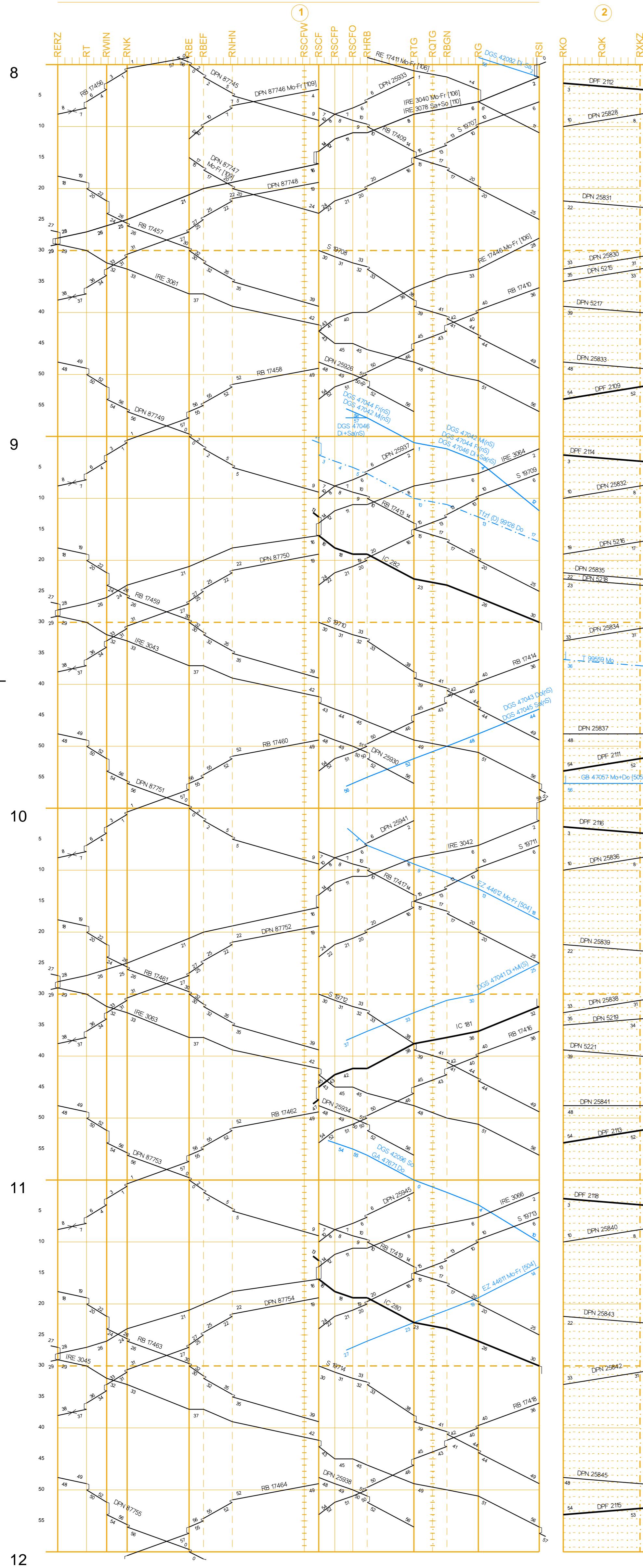
BAV 763 / 1 - 0 - 2

- ↓ Erzingen (Baden)
- ◇ Bf Trasdillingen
- ↓ Wüching-Hallau
- ↓ Neunkirch
- △ Skk 234
- ↓ Beringen Bad Bf
- ◇ Beringerfeld Hp
- △ Skk 236 / Skk 235
- △ Neuhausen Bad Bf Hp
- △ Skk 237 / Skk 238
- △ Skk 2310
- △ Skk 239
- △ Skk 2312
- ◇ Bf Schaffh West
- ◇ Bf Schaffh PB
- ◇ Bf Schaffh W119
- ◇ Bf Schaffh W203
- ◇ Herblingen Hp
- △ Skk 303 / Skk 402
- ↓ Thayngen
- Thayngen LGr
- Beilingen Hp
- ↓ Gottmadingen
- ↓ Singen
- ↓ Konstanz
- Konstanz Rz LGr
- Konstanz Grenze

P2B	Hauptbahn	
120		
4000		
0.5	0.5	0.1
414.3	414.3	414.3

BAV 830

- ↓ Singen
- ↓ Konstanz
- Konstanz Rz LGr
- Konstanz Grenze



[108] nicht: 15.6.17
[109] nicht: 1.8.17
[110] auch: 15.6.17

Fahrpläne Schaff - Konst ab 11.06.2017

Stunden: 16 - 24

Erzingen (Baden) - Singen

Table with 4 columns: P2B, Hauptbahn, GNT und P2B, and ers. GWB in STR-R. Rows include station numbers and distances.

BAV 763 / 1 - 0 - 2

- Erzingen (Baden)
BT Trasdillingen
Wiching-Hallau
Neunkirch
Sk. 234
Berlingen Bad Bf
Berlingen Hp
Sk. 236 / Sk. 235
Neuhausen Bad Bf Hp
Sk. 237 / Sk. 238
Sk. 2310
Sk. 239
BT Schaffh West
BT Schaffh PB
BT Schaffh W119
BT Schaffh W203
Herlingen Hp
Sk. 303 / Sk. 402
Thayngen
Thayngen LGr
Beilngen Hp
Gottmadingen
Singen
Konstanz
Konstanz Rz LGr
Konstanz Grenze

DB Netz

Niederlassung Südwest

Jahresfahrplan 2017 vom: 11. Dezember 2016 bis: 09. Dezember 2017
Gültig vom: 11. Juni 2017 bis: 03. September 2017 / täglich

Konstanz - Kreuzlingen

Table with 4 columns: P2B, Hauptbahn, GNT und P2B, and ers. GWB in STR-R. Rows include station numbers and distances.

BAV 830

- Singen
Konstanz
Konstanz Rz LGr
Konstanz Grenze

Erzingen (Baden) - Singen

Table with 4 columns: P2B, Hauptbahn, GNT und P2B, and ers. GWB in STR-R. Rows include station numbers and distances.

BAV 763 / 1 - 0 - 2

- Erzingen (Baden)
BT Trasdillingen
Wiching-Hallau
Neunkirch
Sk. 234
Berlingen Bad Bf
Berlingen Hp
Sk. 236 / Sk. 235
Neuhausen Bad Bf Hp
Sk. 237 / Sk. 238
Sk. 2310
Sk. 239
BT Schaffh West
BT Schaffh PB
BT Schaffh W119
BT Schaffh W203
Herlingen Hp
Sk. 303 / Sk. 402
Thayngen
Thayngen LGr
Beilngen Hp
Gottmadingen
Singen
Konstanz
Konstanz Rz LGr
Konstanz Grenze

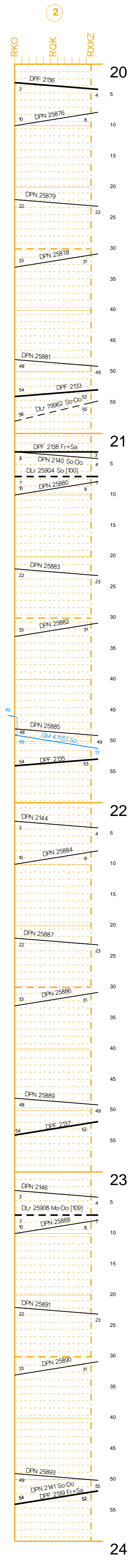
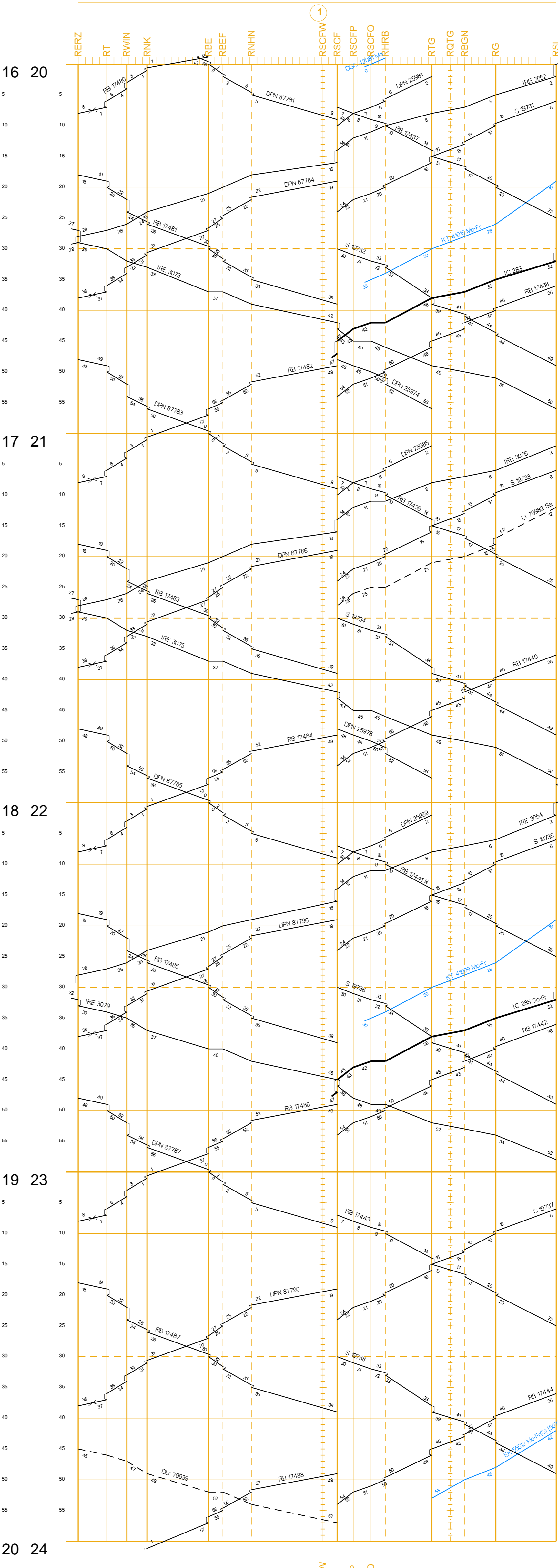
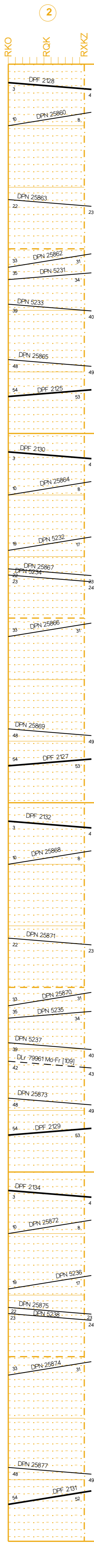
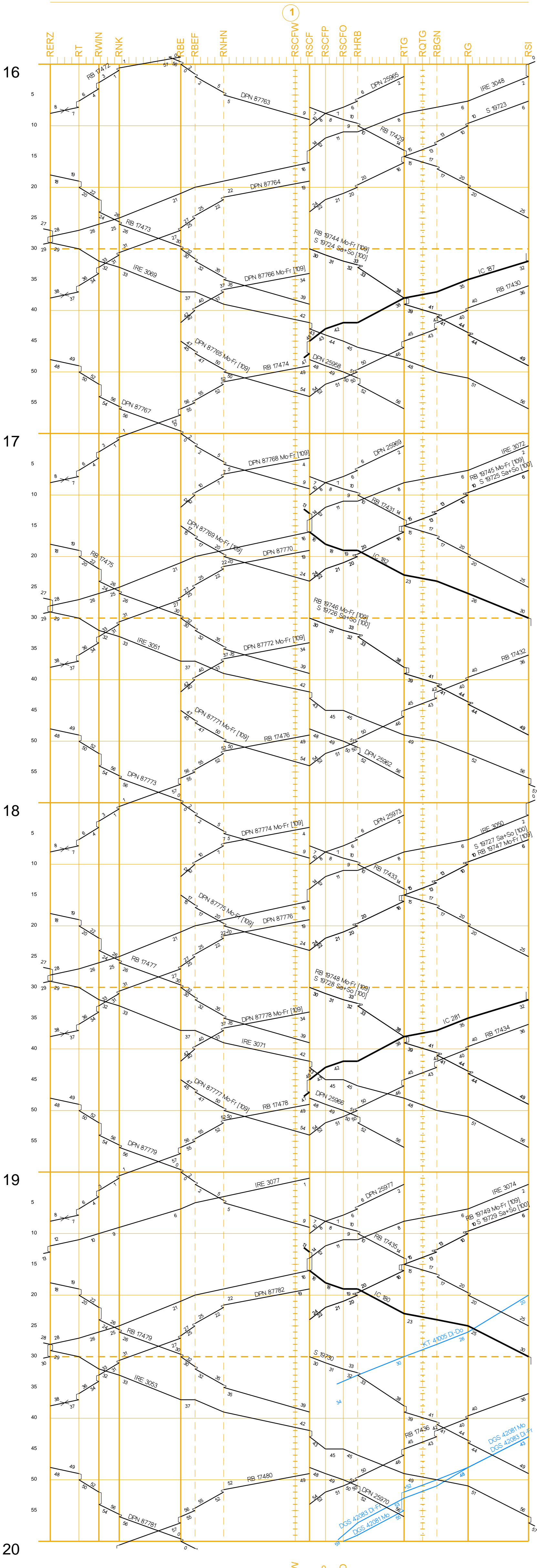
Fahrpläne Schaff - Konst ab 11.06.2017

Stunden: 16 - 24

Table with 4 columns: P2B, Hauptbahn, GNT und P2B, and ers. GWB in STR-R. Rows include station numbers and distances.

BAV 830

- Singen
Konstanz
Konstanz Rz LGr
Konstanz Grenze



1001 auch: 1.8.17
1090 nicht: 1.8.17