

Erzingen (Baden) - Singen

Table with 4 columns: PZB und ETCS L1 (LS), Hauptbahn, GNT, PZB und ETCS L1 (LS), and erte. GWB, in STR-Ri. Rows include 160, 160 >150 <, 4000, and 140 >150 <.

BAV 763 / 1 - 0 - 2

- Erzingen (Baden)
Bf Trasdillingen
Wiching-Hallau
Neunkirch
Sk 234
Beringen Bad Bf
Beringerfeld Hp
Sk 236 / Sk 235
Neuhausen Bad Bf Hp
Sk 237 / Sk 238
Sk 239
Sk 2310
Sk 2312
Bf Schaffh West
Bf Schaffh PB
Bf Schaffh W119
Bf Schaffh W203
Herblingen Hp
Sk 303 / Sk 402
Thayngen
Thayngen LGr
Bielingen Hp
Gottmadingen
Singen
Konstanz
Konstanz RZ LGr
Konstanz Grenze

Konstanz - Kreuzlingen

Table with 4 columns: PZB und ETCS L1 (LS), Hauptbahn, GNT, PZB und ETCS L1 (LS), and erte. GWB, in STR-Ri. Rows include 120, 4000, and 140 >150 <.

BAV 830

- Singen
Konstanz
Konstanz RZ LGr
Konstanz Grenze

Erzingen (Baden) - Singen

Table with 4 columns: PZB und ETCS L1 (LS), Hauptbahn, GNT, PZB und ETCS L1 (LS), and erte. GWB, in STR-Ri. Rows include 160, 160 >150 <, 4000, and 140 >150 <.

BAV 763 / 1 - 0 - 2

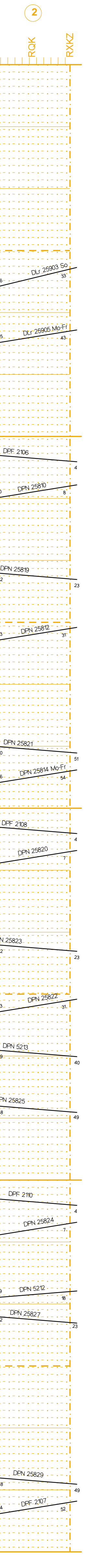

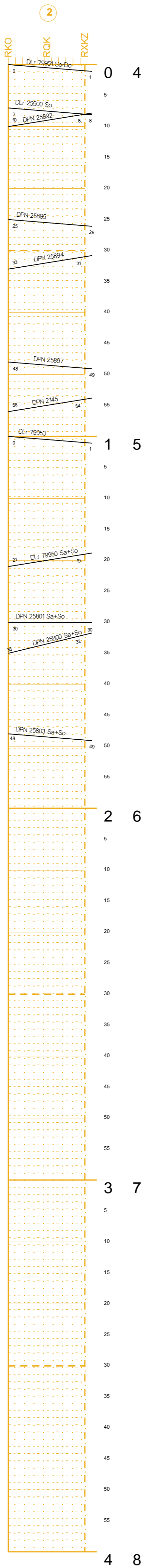
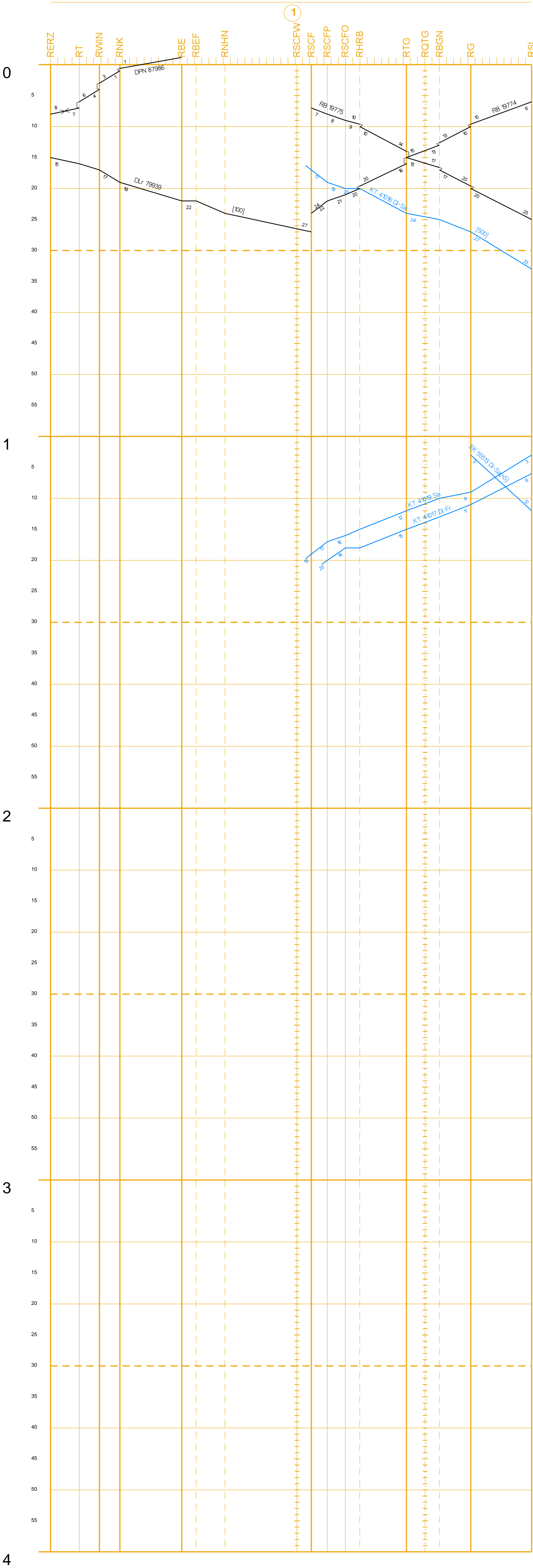
- Erzingen (Baden)
Bf Trasdillingen
Wiching-Hallau
Neunkirch
Sk 234
Beringen Bad Bf
Beringerfeld Hp
Sk 236 / Sk 235
Neuhausen Bad Bf Hp
Sk 237 / Sk 238
Sk 239
Sk 2310
Sk 2312
Bf Schaffh West
Bf Schaffh PB
Bf Schaffh W119
Bf Schaffh W203
Herblingen Hp
Sk 303 / Sk 402
Thayngen
Thayngen LGr
Bielingen Hp
Gottmadingen
Singen
Konstanz
Konstanz RZ LGr
Konstanz Grenze

Konstanz - Kreuzlingen

Table with 4 columns: PZB und ETCS L1 (LS), Hauptbahn, GNT, PZB und ETCS L1 (LS), and erte. GWB, in STR-Ri. Rows include 120, 4000, and 140 >150 <.

BAV 830

- Singen
Konstanz
Konstanz RZ LGr
Konstanz Grenze



[100] -an Sa Halbesee Sektor C
[101] 3.9.18 - 7.9.18 Mo-Fr
[102] 10.9.18 - 8.12.18
[103] - Halbesee Sektor C >
[104] 10.9.18 - 7.12.18 Mo-Fr
[105] 15.9.18 - 8.12.18 Sa+So
[106] 10.9.18 - 7.12.18 Mo-Fr
[107] 3.9.18 - 1.11.18
3.9.18 - 9.9.18

[100] Grenzengangsbehandlung
[101] 3.9.18 - 7.12.18 Fr(S)
[102] nicht 3.10.18

[100] IRE-G 3025 Mo-Fr (104)
[101] IRE-G 3025 Mo-Fr (107)
[102] IRE-G 3025 Mo-Fr (107)
[103] IRE-G 3025 Mo-Fr (107)
[104] IRE-G 3025 Mo-Fr (107)
[105] IRE-G 3025 Mo-Fr (107)
[106] IRE-G 3025 Mo-Fr (107)
[107] IRE-G 3025 Mo-Fr (107)

Erzingen (Baden) - Singen

PZB und ETCS L1 (LS)	GWB		GNT, PZB und ETCS L1 (LS)		ewe. GWB, in STR-R	
	160	Hauptbahn	160 >150 <	4000	160 >150 <	140 >150 <
1.4	2.8	2.6	6.3	2.5	2.5	5.6
349.3	349.9	351.5	357.8	359.0	364.4	384.1
349.3	349.9	351.5	357.8	359.0	364.4	384.1
349.3	349.9	351.5	357.8	359.0	364.4	384.1

BAV 763 / 1 - 0 - 2

- Erzingen (Baden)
- BT Trassadingen
- Wiching-Hallau
- Neunkirch
- Skk 234
- Berlingen Bad Bf
- Berlingenfeld Hp
- Skk 236 / Skk 235
- Neuhausen Bad Bf Hp
- Skk 237 / Skk 238
- Skk 2310
- Skk 239
- Skk 2312
- BT Schaffh West
- BT Schaffh PB
- BT Schaffh W119
- BT Schaffh W203
- Herblingen Hp
- Skk 303 / Skk 402
- Thayingen
- Thayingen LGr
- Beilngen Hp
- Gottmadingen
- Singen
- Konstanz
- Konstanz RZ LGr
- Konstanz Grenze

DB Netz

Niederlassung Südwest

Jahresfahrplan 2018 vom: 10. Dezember 2017 bis: 08. Dezember 2018
Gültig vom: 03. September 2018 bis: 08. Dezember 2018 / täglich

Konstanz - Kreuzlingen

PZB und ETCS L1 (LS)	Hauptbahn	120	4000
0.5	0.5	0.1	414.3
414.3	414.3	414.3	414.3

BAV 830

- Singen
- Konstanz
- Konstanz RZ LGr
- Konstanz Grenze

Erzingen (Baden) - Singen

PZB und ETCS L1 (LS)	GWB		GNT, PZB und ETCS L1 (LS)		ewe. GWB, in STR-R	
	160	Hauptbahn	160 >150 <	4000	160 >150 <	140 >150 <
1.4	2.8	2.6	6.3	2.5	2.5	5.6
349.3	349.9	351.5	357.8	359.0	364.4	384.1
349.3	349.9	351.5	357.8	359.0	364.4	384.1
349.3	349.9	351.5	357.8	359.0	364.4	384.1

BAV 763 / 1 - 0 - 2


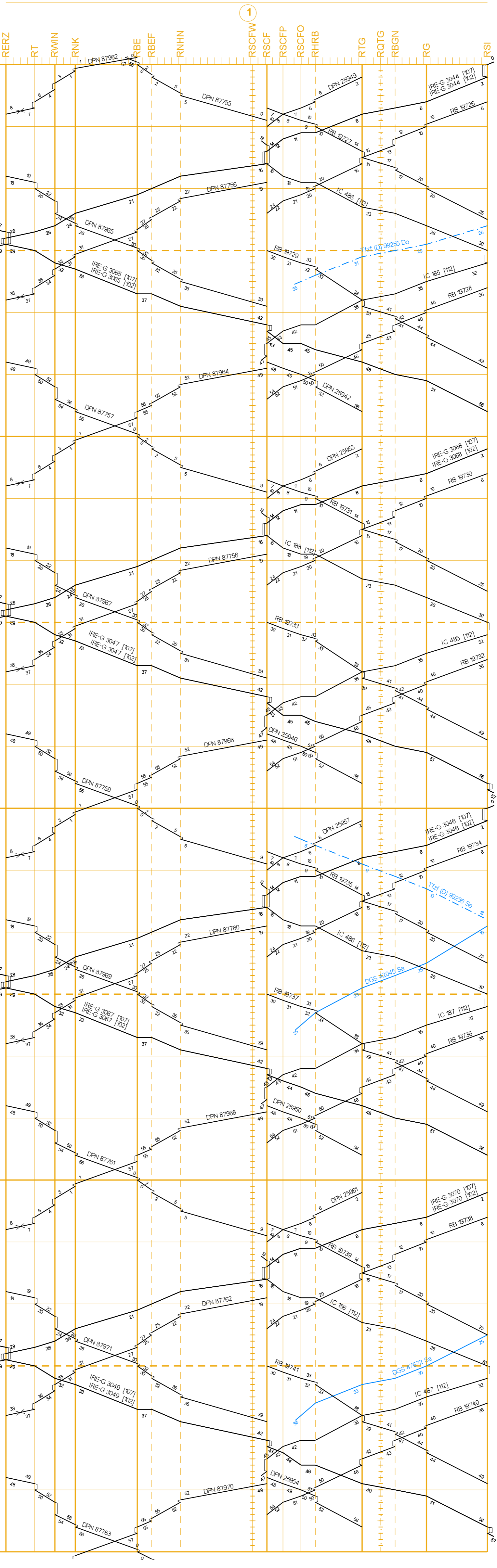
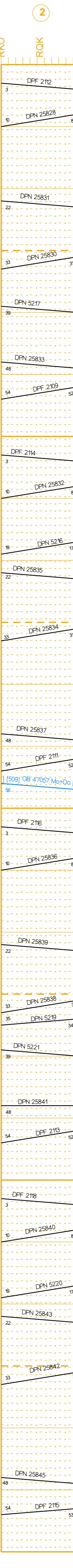
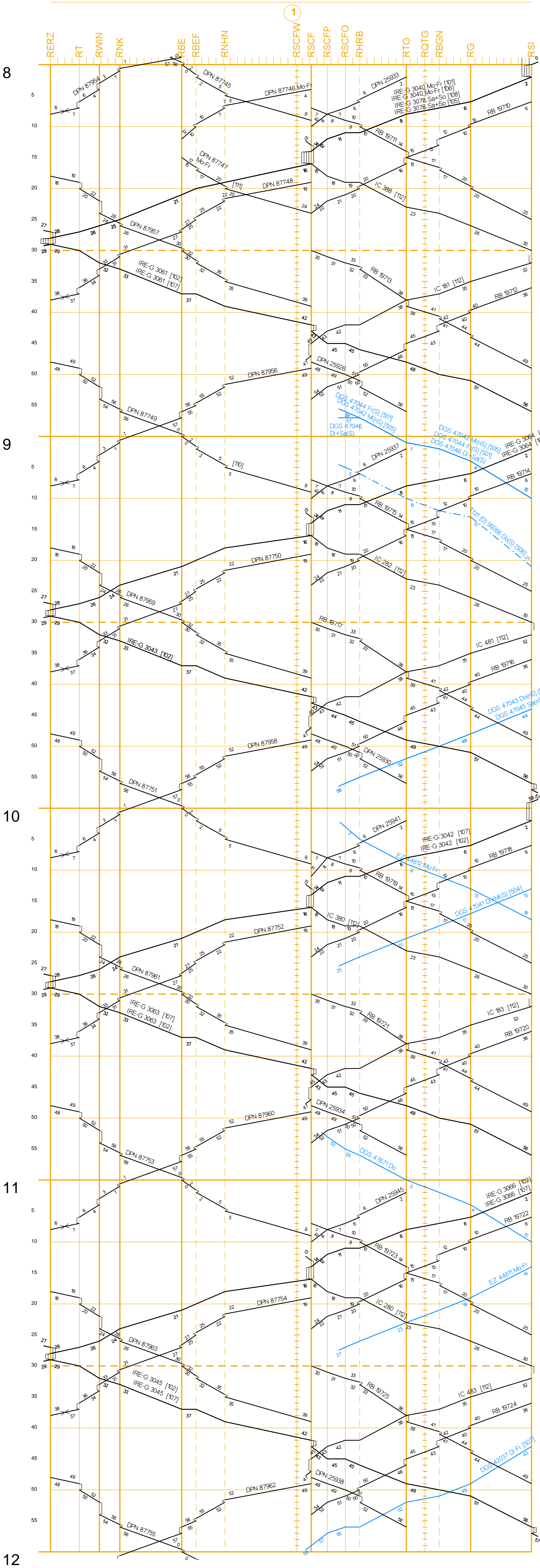
- Erzingen (Baden)
- BT Trassadingen
- Wiching-Hallau
- Neunkirch
- Skk 234
- Berlingen Bad Bf
- Berlingenfeld Hp
- Skk 236 / Skk 235
- Neuhausen Bad Bf Hp
- Skk 237 / Skk 238
- Skk 2310
- Skk 239
- Skk 2312
- BT Schaffh West
- BT Schaffh PB
- BT Schaffh W119
- BT Schaffh W203
- Herblingen Hp
- Skk 303 / Skk 402
- Thayingen
- Thayingen LGr
- Beilngen Hp
- Gottmadingen
- Singen
- Konstanz
- Konstanz RZ LGr
- Konstanz Grenze

Konstanz - Kreuzlingen

PZB und ETCS L1 (LS)	Hauptbahn	120	4000
0.5	0.5	0.1	414.3
414.3	414.3	414.3	414.3

BAV 830

- Singen
- Konstanz
- Konstanz RZ LGr
- Konstanz Grenze



[101] 3.9.18 - 7:12 Mo-Fr
[102] 10.9.18 - 8:12.18
[103] 15.9.18 - 8:12.18 Sa-So
[104] 3.10.18 - 1.11.18
[105] 10.9.18 - 7:12.18 Mo-Fr
[106] 10.9.18 - 8:12.18 Sa-So
[107] 3.9.18 - 9:18 Sa-So
[108] 3.9.18 - 9:18 Sa-So
[109] Mo-Fr Haltest. Sektor C
[110] Haltest. beim Lift
[111] Haltest. beim Lift

[101] 3.9.18 - 7:12.18 PHS
[102] 3.9.18 - 6:12.18 Du(S)
[103] 3.9.18 - 6:12.18 Du(S)
[104] 3.9.18 - 6:12.18 Du(S)
[105] 3.9.18 - 6:12.18 Du(S)
[106] 3.9.18 - 6:12.18 Du(S)
[107] 10.10.18, 17.10.18
[108] nicht: 1.11.18
[109] nicht: 2.11.18
[110] Systemwechsel Tz

[101] 3.9.18 - 7:12.18 PHS
[102] 3.9.18 - 6:12.18 Du(S)
[103] 3.9.18 - 6:12.18 Du(S)
[104] 3.9.18 - 6:12.18 Du(S)
[105] 3.9.18 - 6:12.18 Du(S)
[106] 3.9.18 - 6:12.18 Du(S)
[107] 10.10.18, 17.10.18
[108] nicht: 1.11.18
[109] nicht: 2.11.18
[110] Systemwechsel Tz

[101] 3.9.18 - 7:12.18 PHS
[102] 3.9.18 - 6:12.18 Du(S)
[103] 3.9.18 - 6:12.18 Du(S)
[104] 3.9.18 - 6:12.18 Du(S)
[105] 3.9.18 - 6:12.18 Du(S)
[106] 3.9.18 - 6:12.18 Du(S)
[107] 10.10.18, 17.10.18
[108] nicht: 1.11.18
[109] nicht: 2.11.18
[110] Systemwechsel Tz

[101] 3.9.18 - 7:12.18 PHS
[102] 3.9.18 - 6:12.18 Du(S)
[103] 3.9.18 - 6:12.18 Du(S)
[104] 3.9.18 - 6:12.18 Du(S)
[105] 3.9.18 - 6:12.18 Du(S)
[106] 3.9.18 - 6:12.18 Du(S)
[107] 10.10.18, 17.10.18
[108] nicht: 1.11.18
[109] nicht: 2.11.18
[110] Systemwechsel Tz

