

Fahrpl. Basel N/S ab 01.11.2020
Stunden: 0 - 4

Table with 2 columns: Basel Bad Bf, Basel Gr-Pb. Rows include GWB, PZB und ETCS L1 (L/S), Hauptbahn, Nebenbahn, 70 <1100 >, 4404, 4413.

Table with 2 columns: Basel Bad Bf, Basel Rbf (GRA). Rows include PZB und ETCS L1 (L/S), Hauptbahn, Nebenbahn, 60, 4413, 4415, 1.1.

Basel Bad Bf
Bf Einf. SBB PB

Basel Bad Bf
Bf Rbf -Gr L-
Basel Rbf LGr
Bf Rbf -Gr C-
Bf Rbf -Gr A-

DB Netz
Niederlassung Südwest
Jahresfahrplan 2020 vom: 15. Dezember 2019 bis: 12. Dezember 2020
Gültig vom: 01. November 2020 bis: 12. Dezember 2020 / täglich

Table with 2 columns: Haltingen. Rows include GWB, PZB und ETCS L1 (L/S), Hauptbahn, Nebenbahn, 130 <1100 >, 4000, 160, 2.2.

Basel Bad Bf
Weil (Rhein) LGr
Weil am Rhein
Haltingen

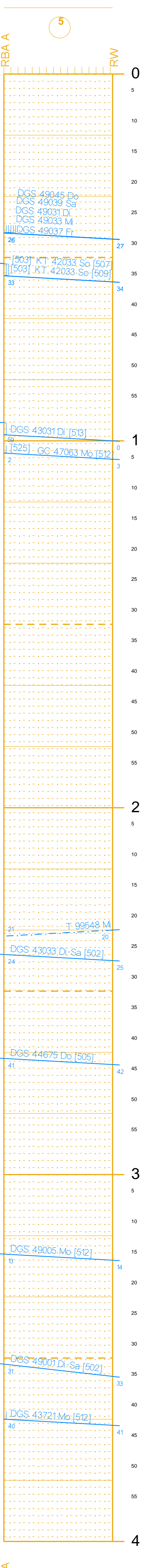

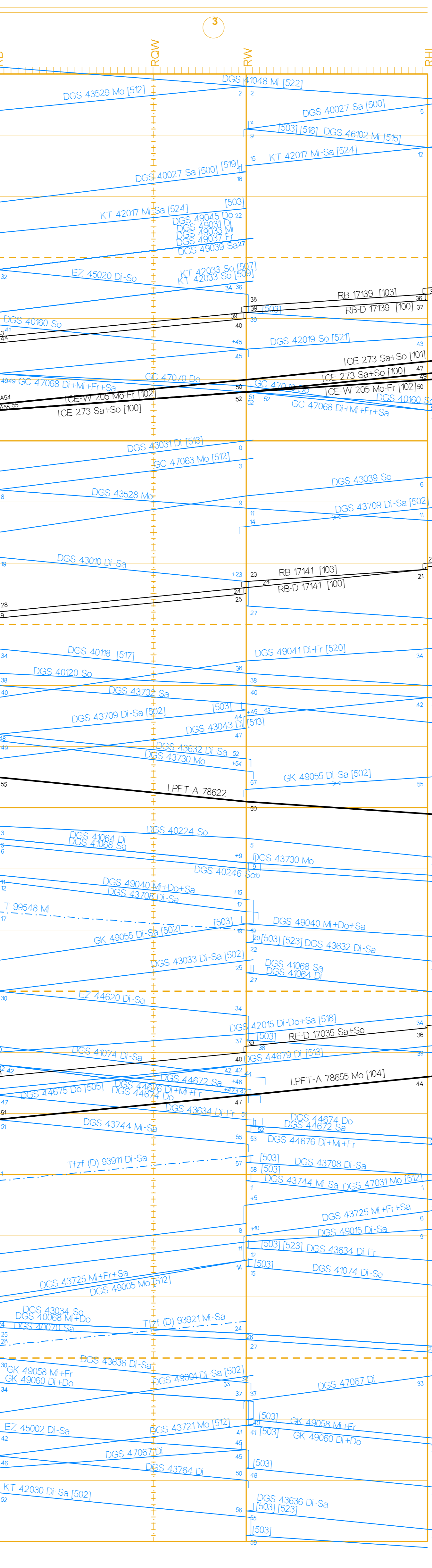
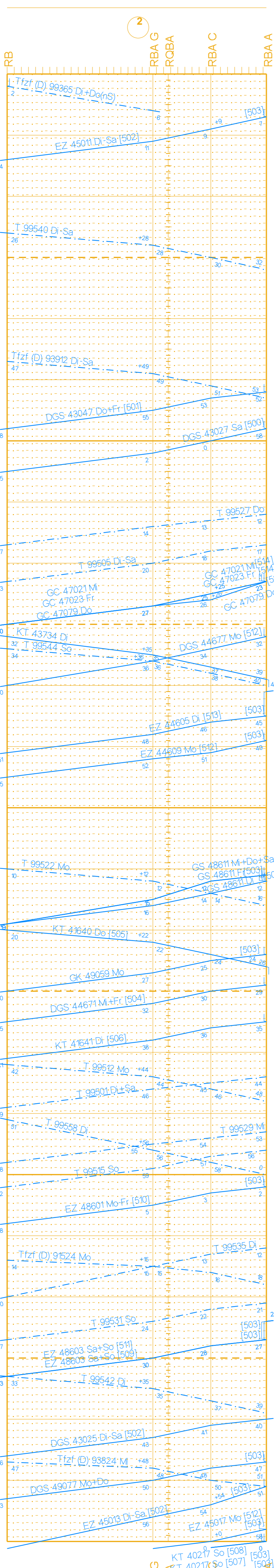
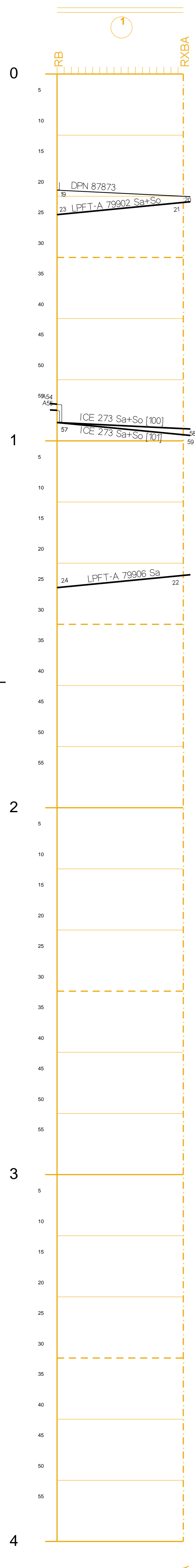
Fahrpl. Basel N/S ab 01.11.2020
Stunden: 0 - 4

Table with 2 columns: Basel Bad Rbf, Weil (Schlaufe). Rows include PZB und ETCS L1 (L/S), Nebenbahn, 60, 4411, 4415, 2.7, 1.1.

Table with 2 columns: Basel Bad Rbf, Weil (Sig10). Rows include PZB und ETCS L1 (L/S), Hauptbahn, Nebenbahn, 60, 4415, 1.1.

Basel Bad Rbf
Weil (Schlaufe)
Bf Rbf -Gr A-
Weil am Rhein

Basel Bad Rbf
Weil (Sig10)
Bf Rbf -Gr A-
Weil am Rhein



Legend table for Basel Bad Bf to Basel Gr-Pb. Columns: RB, RXBA. Rows: 000, 001, 002, 003, 004, 005, 006, 007, 008, 009, 010, 011, 012, 013, 014, 015, 016, 017, 018, 019, 020, 021, 022, 023, 024, 025, 026, 027, 028, 029, 030, 031, 032, 033, 034, 035, 036, 037, 038, 039, 040, 041, 042, 043, 044, 045, 046, 047, 048, 049, 050, 051, 052, 053, 054, 055, 056, 057, 058, 059, 060, 061, 062, 063, 064, 065, 066, 067, 068, 069, 070, 071, 072, 073, 074, 075, 076, 077, 078, 079, 080, 081, 082, 083, 084, 085, 086, 087, 088, 089, 090, 091, 092, 093, 094, 095, 096, 097, 098, 099, 100.

Legend table for Basel Bad Bf to Basel Rbf (GRA). Columns: RBA G, RQBA, RBA C, RBA A. Rows: 000, 001, 002, 003, 004, 005, 006, 007, 008, 009, 010, 011, 012, 013, 014, 015, 016, 017, 018, 019, 020, 021, 022, 023, 024, 025, 026, 027, 028, 029, 030, 031, 032, 033, 034, 035, 036, 037, 038, 039, 040, 041, 042, 043, 044, 045, 046, 047, 048, 049, 050, 051, 052, 053, 054, 055, 056, 057, 058, 059, 060, 061, 062, 063, 064, 065, 066, 067, 068, 069, 070, 071, 072, 073, 074, 075, 076, 077, 078, 079, 080, 081, 082, 083, 084, 085, 086, 087, 088, 089, 090, 091, 092, 093, 094, 095, 096, 097, 098, 099, 100.

Legend table for Haltingen. Columns: RB, RQW, RW, RHL. Rows: 000, 001, 002, 003, 004, 005, 006, 007, 008, 009, 010, 011, 012, 013, 014, 015, 016, 017, 018, 019, 020, 021, 022, 023, 024, 025, 026, 027, 028, 029, 030, 031, 032, 033, 034, 035, 036, 037, 038, 039, 040, 041, 042, 043, 044, 045, 046, 047, 048, 049, 050, 051, 052, 053, 054, 055, 056, 057, 058, 059, 060, 061, 062, 063, 064, 065, 066, 067, 068, 069, 070, 071, 072, 073, 074, 075, 076, 077, 078, 079, 080, 081, 082, 083, 084, 085, 086, 087, 088, 089, 090, 091, 092, 093, 094, 095, 096, 097, 098, 099, 100.

Legend table for Basel Bad Rbf to Weil (Schlaufe). Columns: RBA A, RW. Rows: 000, 001, 002, 003, 004, 005, 006, 007, 008, 009, 010, 011, 012, 013, 014, 015, 016, 017, 018, 019, 020, 021, 022, 023, 024, 025, 026, 027, 028, 029, 030, 031, 032, 033, 034, 035, 036, 037, 038, 039, 040, 041, 042, 043, 044, 045, 046, 047, 048, 049, 050, 051, 052, 053, 054, 055, 056, 057, 058, 059, 060, 061, 062, 063, 064, 065, 066, 067, 068, 069, 070, 071, 072, 073, 074, 075, 076, 077, 078, 079, 080, 081, 082, 083, 084, 085, 086, 087, 088, 089, 090, 091, 092, 093, 094, 095, 096, 097, 098, 099, 100.

Legend table for Basel Bad Rbf to Weil (Sig10). Columns: RBA A, RW. Rows: 000, 001, 002, 003, 004, 005, 006, 007, 008, 009, 010, 011, 012, 013, 014, 015, 016, 017, 018, 019, 020, 021, 022, 023, 024, 025, 026, 027, 028, 029, 030, 031, 032, 033, 034, 035, 036, 037, 038, 039, 040, 041, 042, 043, 044, 045, 046, 047, 048, 049, 050, 051, 052, 053, 054, 055, 056, 057, 058, 059, 060, 061, 062, 063, 064, 065, 066, 067, 068, 069, 070, 071, 072, 073, 074, 075, 076, 077, 078, 079, 080, 081, 082, 083, 084, 085, 086, 087, 088, 089, 090, 091, 092, 093, 094, 095, 096, 097, 098, 099, 100.

Fahrpl. Basel N/S ab 01.11.2020
Stunden: 4 - 8

Table with 2 columns: Station (Basel Bad Bf, Basel Gr-Pb) and values (5.1, 3.5).

Table with 2 columns: Station (Basel Bad Bf, Basel Rbf (GRA)) and values (0.1, 2.9, 4.6, 2.8, 3.1, 0.8, 2.6, 1.1, 1.5).

Basel Bad Bf
Bf Einf SBB PB

Basel Bad Bf
Bf Rbf -Gr-L-
Basel Rbf LGr
Bf Rbf -Gr-C-
Bf Rbf -Gr-A-

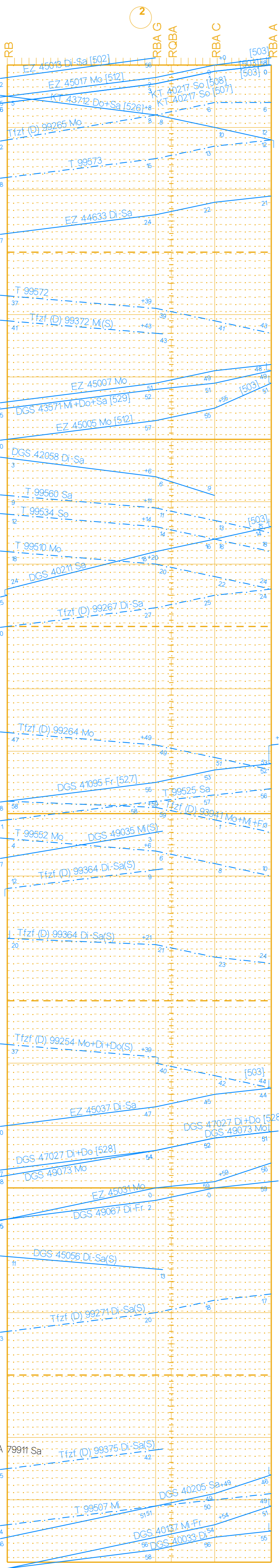
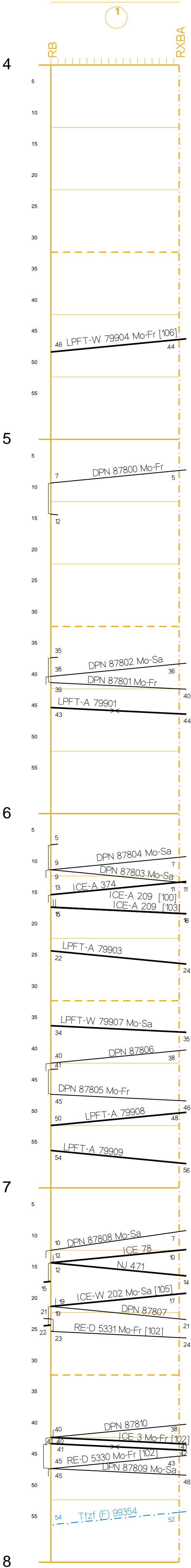


Table with 2 columns: Station (RB, RXBA) and values (5.1, 3.5).

Table with 2 columns: Station (RBA G, RQBA, RBA C, RBA A) and values (2.9, 4.6, 2.8, 3.1, 0.8, 2.6, 1.1, 1.5).

DB Netz
Niederlassung Südwest
Jahresfahrplan 2020 vom: 15. Dezember 2019 bis: 12. Dezember 2020
Gültig vom: 01. November 2020 bis: 12. Dezember 2020 / täglich

Table with 2 columns: Station (Basel Bad Rbf, Haltingen) and values (270.7, 288.7, 287.6, 284.3).

Basel Bad Bf
Weil (Rhein) LGr
Weil am Rhein
Haltingen




Table with 2 columns: Station (RB, RQW, RW, RHL) and values (270.7, 288.7, 287.6, 284.3).

Fahrpl. Basel N/S ab 01.11.2020
Stunden: 4 - 8

Table with 2 columns: Station (Basel Bad Rbf, Weil (Schlaufe)) and values (3.5, 0.8).

Basel Bad Rbf
Weil (Schlaufe)
Bf Rbf -Gr-A-
Weil am Rhein

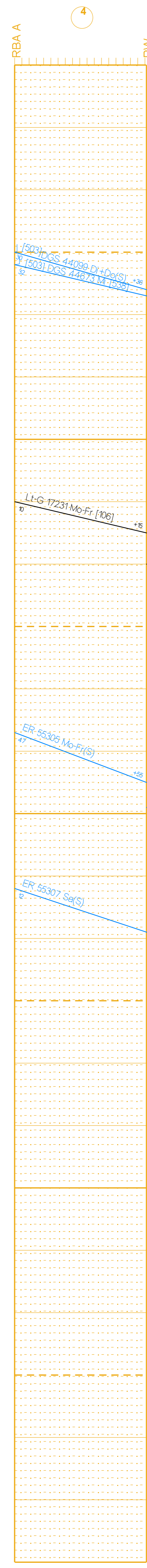


Table with 2 columns: Station (RBA A, RW) and values (3.5, 0.8).

Table with 2 columns: Station (Basel Bad Rbf, Weil (Sig10)) and values (0.0, 1.1).

Basel Bad Rbf
Weil (Sig10)
Bf Rbf -Gr-A-
Weil am Rhein




Table with 2 columns: Station (RBA A, RW) and values (0.0, 1.1).

Fahrpl. Basel N/S ab 01.11.2020
Stunden: 8 - 12

Table with 2 columns: Station (Basel Bad Bf, Basel Gr-Pb) and values (5.1, 3.5).

Basel Bad Bf
Basel Rbf (GRA)

Table with 2 columns: Station (Basel Bad Bf, Basel Rbf (GRA)) and values (0.1, 2.8, 3.1, 2.6, 1.5).

DB Netz
Niederlassung Südwest
Jahresfahrplan 2020 vom: 15. Dezember 2019 bis: 12. Dezember 2020
Gültig vom: 01. November 2020 bis: 12. Dezember 2020 / täglich

Table with 2 columns: Station (Basel Bad Rbf, Haltingen) and values (270.7, 288.7, 287.6, 284.3).

Basel Bad Rbf
Weil (Schlaufe)

Table with 2 columns: Station (Basel Bad Rbf, Weil (Schlaufe)) and values (3.5, 0.8).

Fahrpl. Basel N/S ab 01.11.2020
Stunden: 8 - 12

Table with 2 columns: Station (Basel Bad Rbf, Weil (Sig10)) and values (0.0, 1.1).

Basel Bad Bf
Bf Einf SBB PB

Basel Bad Bf
Bf Rbf -Gr-L-
Basel Rbf LGr
Bf Rbf -Gr-C-
Bf Rbf -Gr-A-

Basel Bad Bf
Weil (Rhein) LGr
Weil am Rhein
Haltingen

Bf Rbf -Gr-A-
Weil am Rhein

Bf Rbf -Gr-A-
Weil am Rhein

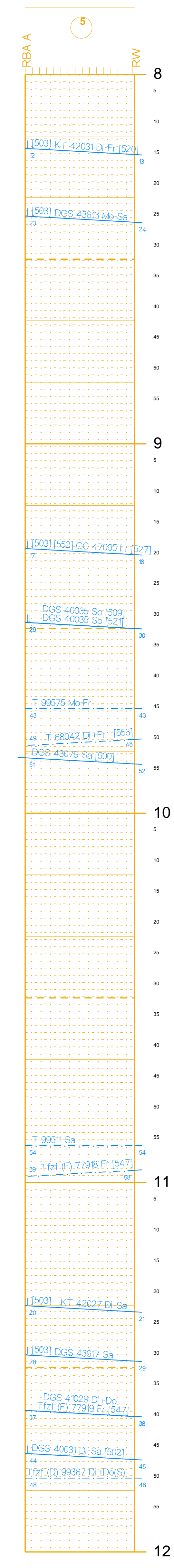


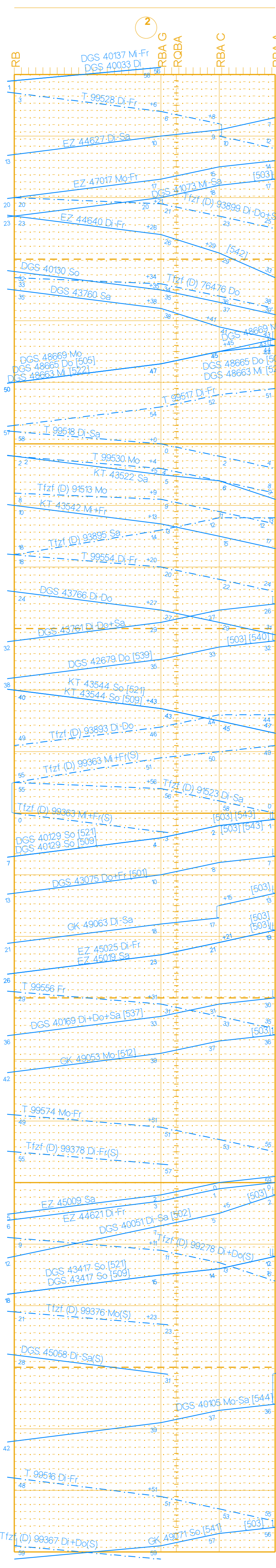
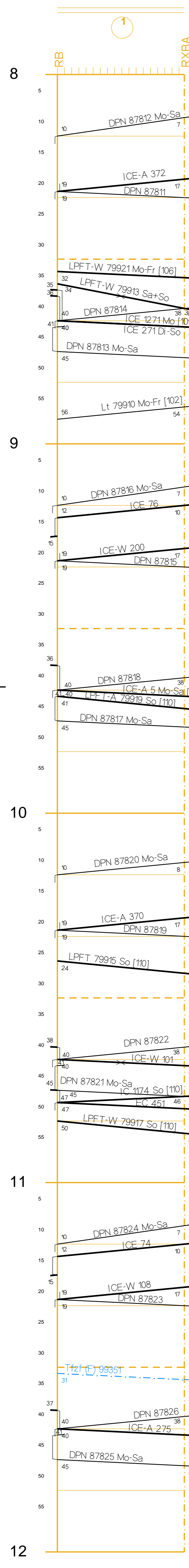


Table with 2 columns: RB, RXBA

Table with 2 columns: RB, RBA G, RQBA, RBA C, RBA A

Table with 2 columns: RB, RQW, RW, RHL

Table with 2 columns: RBA A, RW

Table with 2 columns: RBA A, RW

Basel Bad Bf	
Basel Gr-Pb	
GWB	
P2B und ETCS L1 (L/S)	
Hauptbahn	
70 <160 >	
4404	
1,8	3,5

Basel Bad Bf	
Basel Rbf(GrA)	
P2B und ETCS L1 (L/S)	
Hauptbahn	
60	
4405	
2,9	0,3
2,8	3,1
0,8	0,8
2,6	1,1
	1,5

Basel Bad Rbf		
Haltingen		
GWB		
P2B und ETCS L1 (L/S)		
Hauptbahn		
130 <160 >		
4000		
2,0	1,1	
2,88,7	2,87,6	

Basel Bad Rbf	
Weil (Schlaufe)	
P2B und ETCS L1 (L/S)	
Hauptbahn	
60	
4411	
2,7	

Basel Bad Rbf	
Weil (Sig10)	
P2B und ETCS L1 (L/S)	
Hauptbahn	
60	
4415	
1,1	

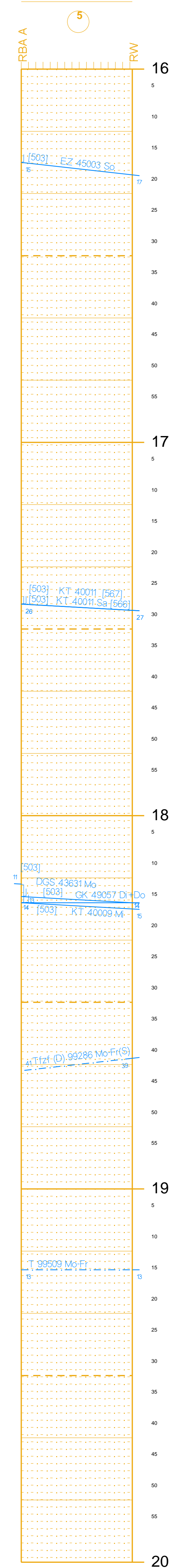

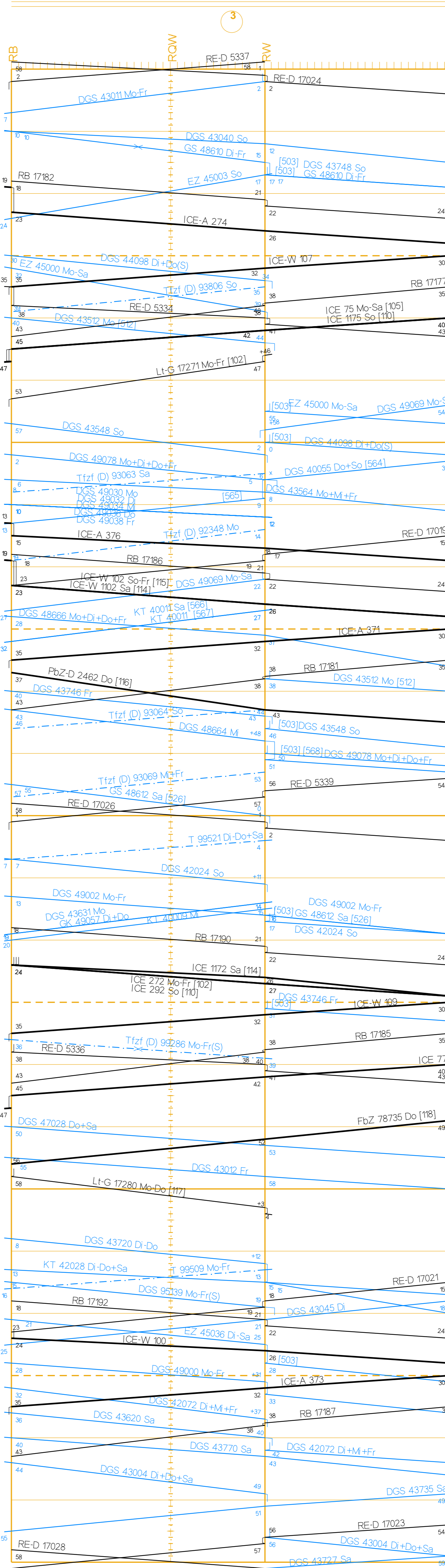
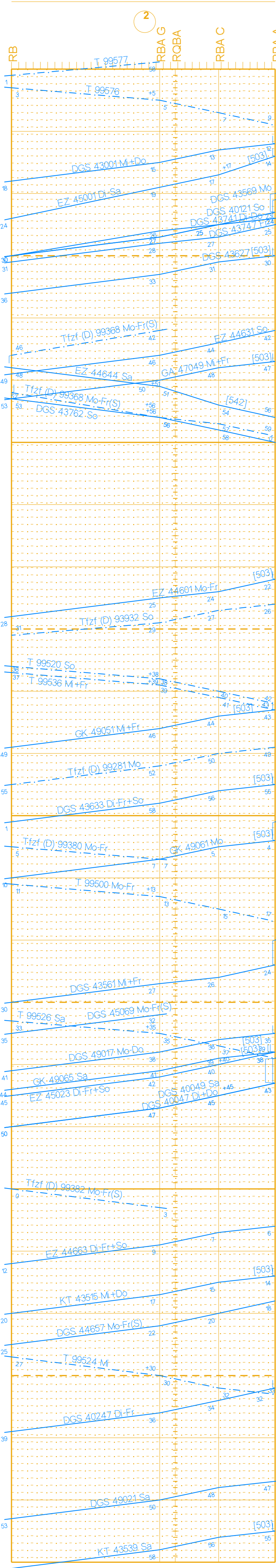
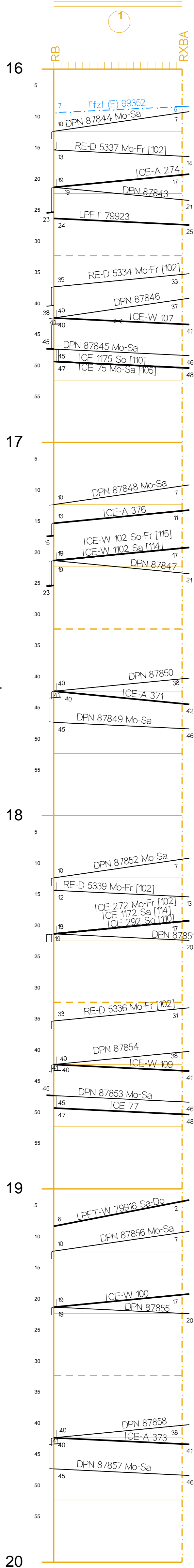
Basel Bad Bf
Bf Einf SBB PB

Basel Bad Bf
Bf Rbf -Gr L-
Basel Rbf LG-
Bf Rbf -Gr C-
Bf Rbf -Gr A-

Basel Bad Bf
Weil (Rhein) LG-
Weil am Rhein
Haltingen

Bf Rbf -Gr A-
Weil am Rhein

Bf Rbf -Gr A-
Weil am Rhein



RB	RXBA	RXBA A
1:10-1:20	1:10-1:20	1:10-1:20
2:10-2:20	2:10-2:20	2:10-2:20
3:10-3:20	3:10-3:20	3:10-3:20
4:10-4:20	4:10-4:20	4:10-4:20
5:10-5:20	5:10-5:20	5:10-5:20
6:10-6:20	6:10-6:20	6:10-6:20
7:10-7:20	7:10-7:20	7:10-7:20
8:10-8:20	8:10-8:20	8:10-8:20
9:10-9:20	9:10-9:20	9:10-9:20
10:10-10:20	10:10-10:20	10:10-10:20
11:10-11:20	11:10-11:20	11:10-11:20
12:10-12:20	12:10-12:20	12:10-12:20
13:10-13:20	13:10-13:20	13:10-13:20
14:10-14:20	14:10-14:20	14:10-14:20
15:10-15:20	15:10-15:20	15:10-15:20
16:10-16:20	16:10-16:20	16:10-16:20
17:10-17:20	17:10-17:20	17:10-17:20
18:10-18:20	18:10-18:20	18:10-18:20
19:10-19:20	19:10-19:20	19:10-19:20
20:10-20:20	20:10-20:20	20:10-20:20

RB	RBA G	RQBA	RBA C	RBA A
1:10-1:20	1:10-1:20	1:10-1:20	1:10-1:20	1:10-1:20
2:10-2:20	2:10-2:20	2:10-2:20	2:10-2:20	2:10-2:20
3:10-3:20	3:10-3:20	3:10-3:20	3:10-3:20	3:10-3:20
4:10-4:20	4:10-4:20	4:10-4:20	4:10-4:20	4:10-4:20
5:10-5:20	5:10-5:20	5:10-5:20	5:10-5:20	5:10-5:20
6:10-6:20	6:10-6:20	6:10-6:20	6:10-6:20	6:10-6:20
7:10-7:20	7:10-7:20	7:10-7:20	7:10-7:20	7:10-7:20
8:10-8:20	8:10-8:20	8:10-8:20	8:10-8:20	8:10-8:20
9:10-9:20	9:10-9:20	9:10-9:20	9:10-9:20	9:10-9:20
10:10-10:20	10:10-10:20	10:10-10:20	10:10-10:20	10:10-10:20
11:10-11:20	11:10-11:20	11:10-11:20	11:10-11:20	11:10-11:20
12:10-12:20	12:10-12:20	12:10-12:20	12:10-12:20	12:10-12:20
13:10-13:20	13:10-13:20	13:10-13:20	13:10-13:20	13:10-13:20
14:10-14:20	14:10-14:20	14:10-14:20	14:10-14:20	14:10-14:20
15:10-15:20	15:10-15:20	15:10-15:20	15:10-15:20	15:10-15:20
16:10-16:20	16:10-16:20	16:10-16:20	16:10-16:20	16:10-16:20
17:10-17:20	17:10-17:20	17:10-17:20	17:10-17:20	17:10-17:20
18:10-18:20	18:10-18:20	18:10-18:20	18:10-18:20	18:10-18:20
19:10-19:20	19:10-19:20	19:10-19:20	19:10-19:20	19:10-19:20
20:10-20:20	20:10-20:20	20:10-20:20	20:10-20:20	20:10-20:20

RB	RQW	RW	RHL
1:10-1:20	1:10-1:20	1:10-1:20	1:10-1:20
2:10-2:20	2:10-2:20	2:10-2:20	2:10-2:20
3:10-3:20	3:10-3:20	3:10-3:20	3:10-3:20
4:10-4:20	4:10-4:20	4:10-4:20	4:10-4:20
5:10-5:20	5:10-5:20	5:10-5:20	5:10-5:20
6:10-6:20	6:10-6:20	6:10-6:20	6:10-6:20
7:10-7:20	7:10-7:20	7:10-7:20	7:10-7:20
8:10-8:20	8:10-8:20	8:10-8:20	8:10-8:20
9:10-9:20	9:10-9:20	9:10-9:20	9:10-9:20
10:10-10:20	10:10-10:20	10:10-10:20	10:10-10:20
11:10-11:20	11:10-11:20	11:10-11:20	11:10-11:20
12:10-12:20	12:10-12:20	12:10-12:20	12:10-12:20
13:10-13:20	13:10-13:20	13:10-13:20	13:10-13:20
14:10-14:20	14:10-14:20	14:10-14:20	14:10-14:20
15:10-15:20	15:10-15:20	15:10-15:20	15:10-15:20
16:10-16:20	16:10-16:20	16:10-16:20	16:10-16:20
17:10-17:20	17:10-17:20	17:10-17:20	17:10-17:20
18:10-18:20	18:10-18:20	18:10-18:20	18:10-18:20
19:10-19:20	19:10-19:20	19:10-19:20	19:10-19:20
20:10-20:20	20:10-20:20	20:10-20:20	20:10-20:20

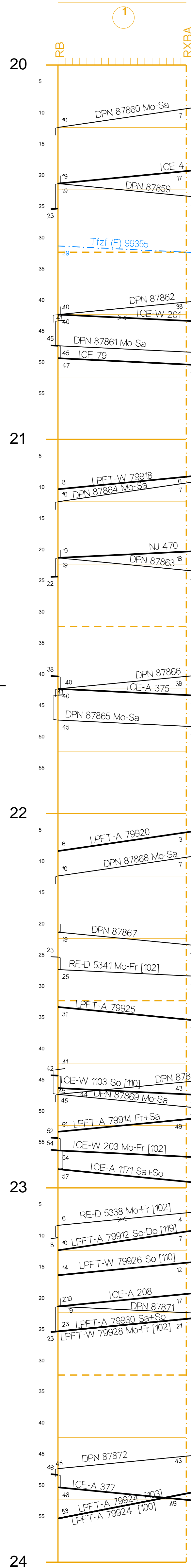
RBA A	RW
1:10-1:20	1:10-1:20
2:10-2:20	2:10-2:20
3:10-3:20	3:10-3:20
4:10-4:20	4:10-4:20
5:10-5:20	5:10-5:20
6:10-6:20	6:10-6:20
7:10-7:20	7:10-7:20
8:10-8:20	8:10-8:20
9:10-9:20	9:10-9:20
10:10-10:20	10:10-10:20
11:10-11:20	11:10-11:20
12:10-12:20	12:10-12:20
13:10-13:20	13:10-13:20
14:10-14:20	14:10-14:20
15:10-15:20	15:10-15:20
16:10-16:20	16:10-16:20
17:10-17:20	17:10-17:20
18:10-18:20	18:10-18:20
19:10-19:20	19:10-19:20
20:10-20:20	20:10-20:20

RBA A	RW
1:10-1:20	1:10-1:20
2:10-2:20	2:10-2:20
3:10-3:20	3:10-3:20
4:10-4:20	4:10-4:20
5:10-5:20	5:10-5:20
6:10-6:20	6:10-6:20
7:10-7:20	7:10-7:20
8:10-8:20	8:10-8:20
9:10-9:20	9:10-9:20
10:10-10:20	10:10-10:20
11:10-11:20	11:10-11:20
12:10-12:20	12:10-12:20
13:10-13:20	13:10-13:20
14:10-14:20	14:10-14:20
15:10-15:20	15:10-15:20
16:10-16:20	16:10-16:20
17:10-17:20	17:10-17:20
18:10-18:20	18:10-18:20
19:10-19:20	19:10-19:20
20:10-20:20	20:10-20:20

Fahrpl. Basel N/S ab 01.11.2020
Stunden: 20 - 24

Table with 2 columns: Station (Basel Gr-Pb) and values (5.1, 3.5).

Basel Bad Bf
Bf Einf/SBB/PB




Legend table for Basel Gr-Pb with columns for RB, RXBA, and various train types.

Basel Bad Bf
Basel Rbf (GRA)

Table with 2 columns: Station (Basel Rbf (GRA)) and values (2.9, 2.8, 3.1, 0.8, 2.6, 1.1, 1.5).

Basel Bad Bf
Bf Rbf -Gr-L-
Basel Rbf LGr
Bf Rbf -Gr-C-
Bf Rbf -Gr-A-

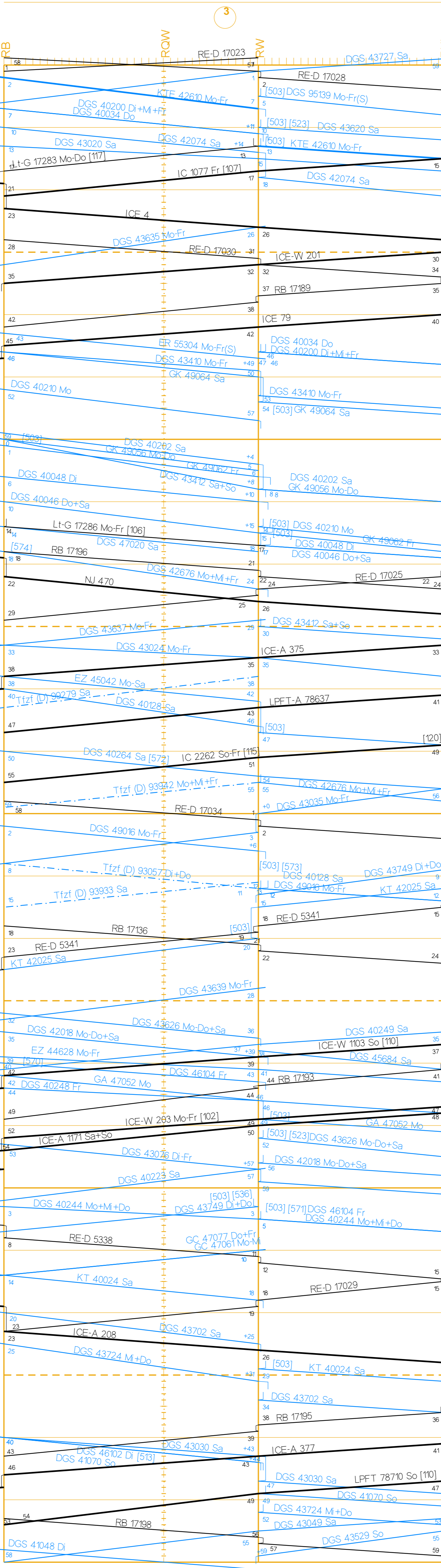


Legend table for Basel Rbf (GRA) with columns for RB, RBA G, RQBA, RBA C, RBA A.

DB Netz
Niederlassung Südwest
Jahresfahrplan 2020 vom: 15. Dezember 2019 bis: 12. Dezember 2020
Gültig vom: 01. November 2020 bis: 12. Dezember 2020 / täglich

Table with 2 columns: Station (Haltingen) and values (2.0, 2.887, 1.1, 2.676, 2.643).

Basel Bad Bf
Weil (Rhein) LGr
Weil am Rhein
Haltingen




Legend table for Haltingen with columns for RB, RQW, RW, RHL.

Basel Bad Rbf
Weil (Schlaufe)

Table with 2 columns: Station (Weil (Schlaufe)) and values (4.11, 4.15, 2.7, 0.8).

Bf Rbf -Gr-A-
Weil am Rhein

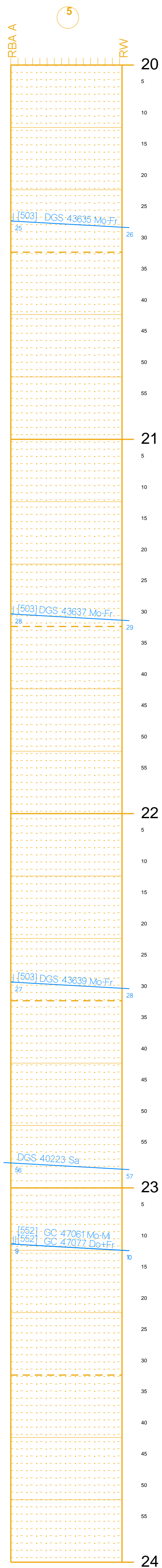


Legend table for Weil (Schlaufe) with columns for RBA A, RW.

Fahrpl. Basel N/S ab 01.11.2020
Stunden: 20 - 24

Table with 2 columns: Station (Weil (Sig10)) and values (4.15, 4.15, 1.1, 1.1).

Bf Rbf -Gr-A-
Weil am Rhein



Legend table for Weil (Sig10) with columns for RBA A, RW.