

Fahrpläne Basel N/S ab 13.12.2020

Stunden: 0 - 4

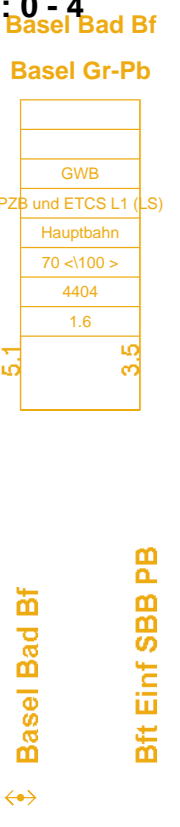


Table with 4 columns: PZB und ETCS L1 (L/S), Hauptbahn, Nebenbahn, and a numerical column. Values include 60, 4413, 80, 4413, 1.6, 2.9, 4405, 2.8, 0.3, 0.8, 2.6, 1.1, 1.5.



DB Netz Niederlassung Südwest Jahresfahrplan 2021 vom: 13. Dezember 2020 bis: 11. Dezember 2021

Gültig vom: 13. Dezember 2020 bis: 19. März 2021 / täglich



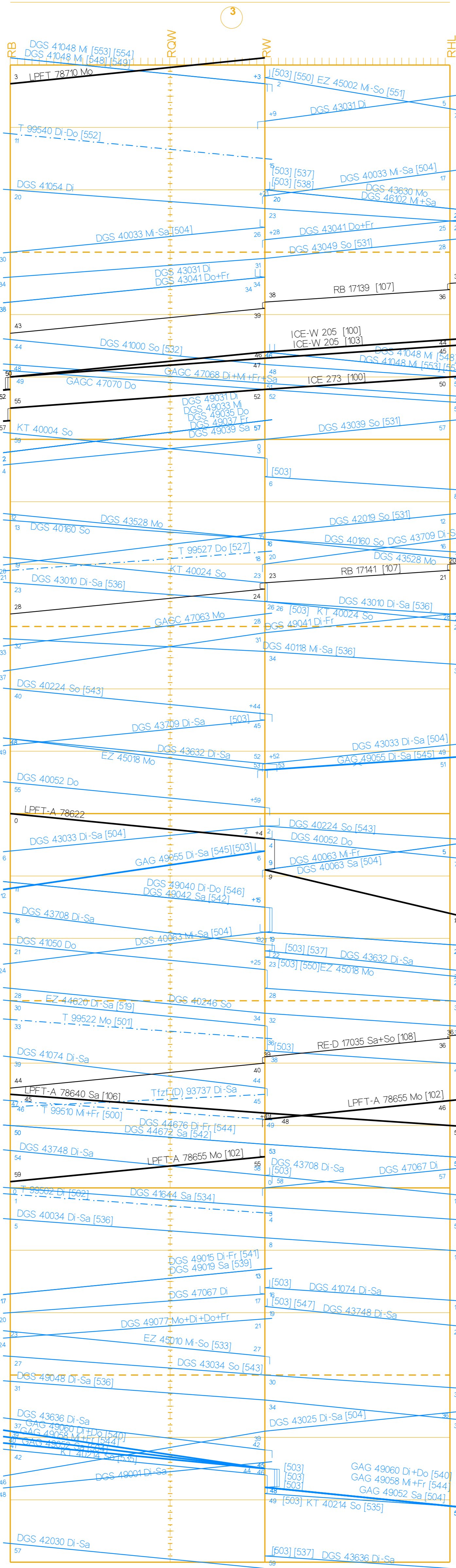
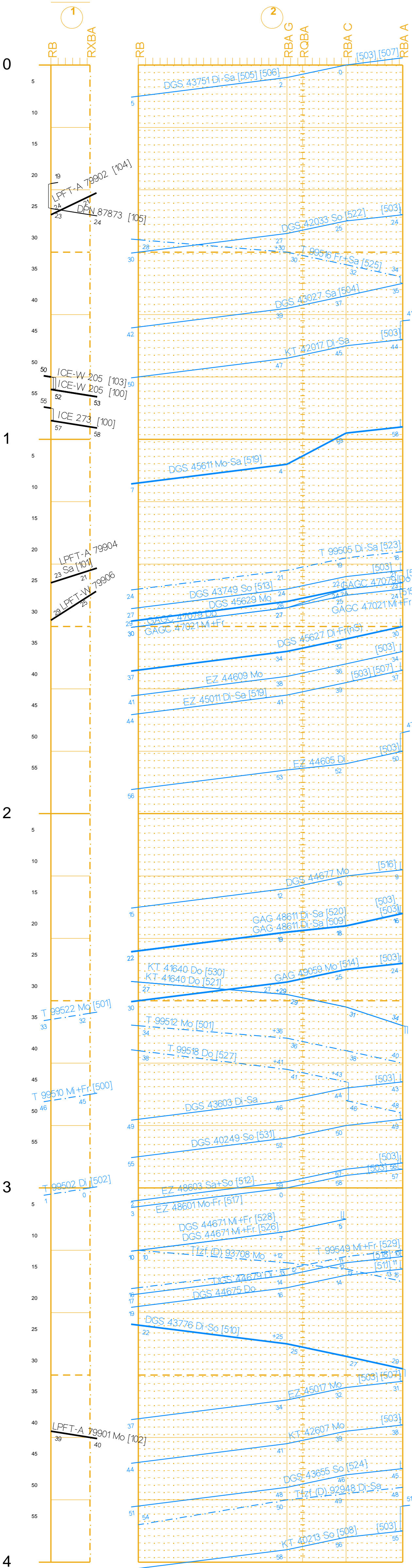
Table with 4 columns: PZB und ETCS L1 (L/S), Hauptbahn, Nebenbahn, and a numerical column. Values include 130 <1160 >, 4000, 160, 2.0, 2.88, 1.1, 2.67, 2.2, 2.64, 2.84.



Table with 4 columns: PZB und ETCS L1 (L/S), Hauptbahn, Nebenbahn, and a numerical column. Values include 60, 4413, 80, 4413, 1.6, 2.9, 4405, 2.8, 0.3, 0.8, 2.6, 1.1, 1.5.



Table with 4 columns: PZB und ETCS L1 (L/S), Hauptbahn, Nebenbahn, and a numerical column. Values include 60, 4413, 80, 4413, 1.6, 2.9, 4405, 2.8, 0.3, 0.8, 2.6, 1.1, 1.5.



Summary table with 4 columns: RB, RB A, RB B, RB C, RB D, RB E, RB F, RB G, RB H, RB I, RB J, RB K, RB L, RB M, RB N, RB O, RB P, RB Q, RB R, RB S, RB T, RB U, RB V, RB W, RB X, RB Y, RB Z. Includes various train numbers and times.

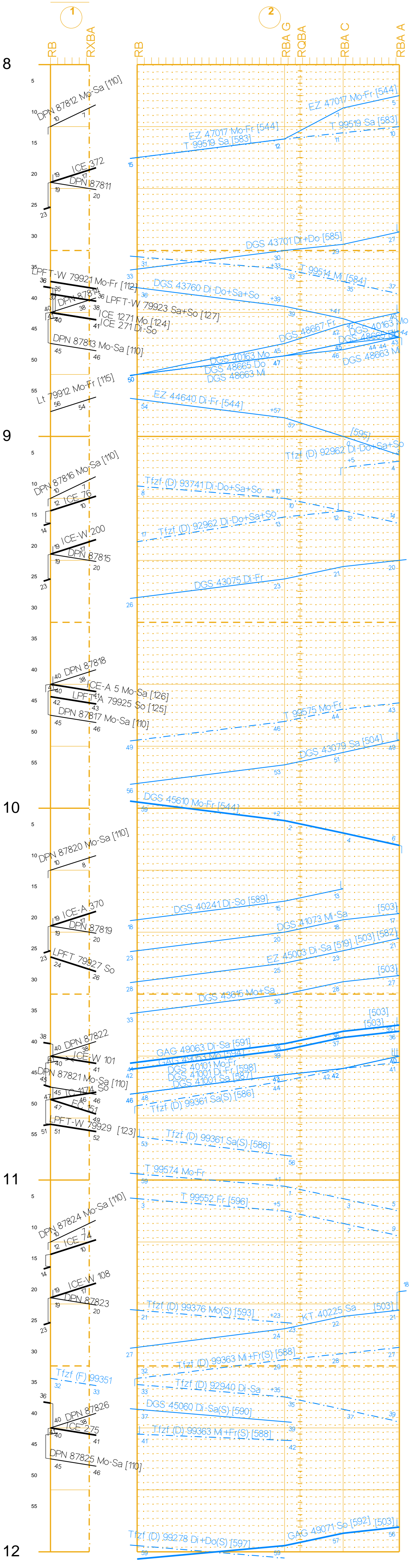


Fahrpläne Basel N/S ab 13.12.2020

Stunden: 8 - 12

Table with 2 columns: Station (Basel Bad Bf, Basel Rbf (GRA)) and values (e.g., 60, 4413, 80, 4413).

Basel Bad Bf, Bf Einf. SBB PB, Basel Bad Bf, Bf Rbf -Gr- L, Basel Rbf LGr, Bf Rbf -Gr- C, Bf Rbf -Gr- A



Summary table for Basel N/S routes, listing train numbers and station codes.

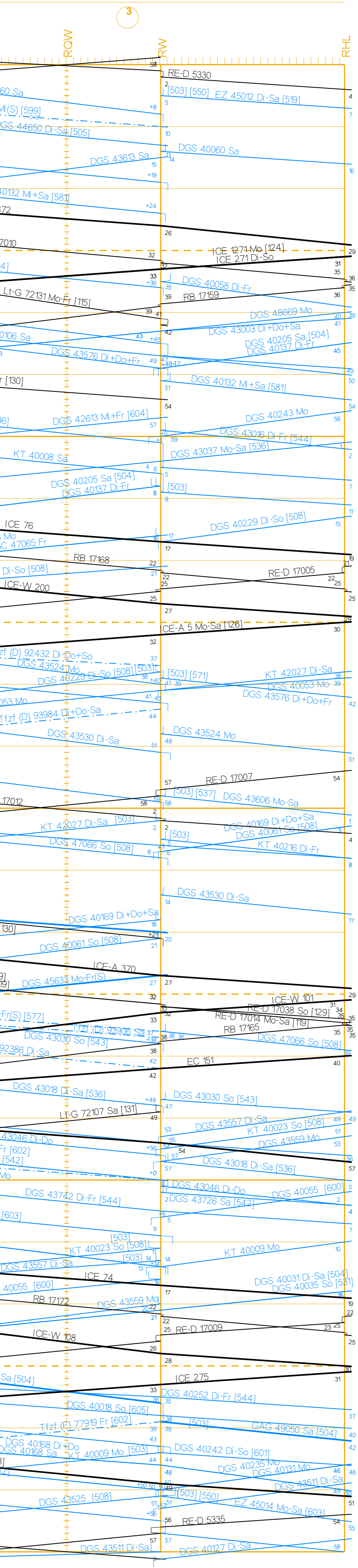
DB Netz Niederlassung Südwest

Jahresfahrplan 2021 vom: 13. Dezember 2020 bis: 11. Dezember 2021

Gültig vom: 13. Dezember 2020 bis: 19. März 2021 / täglich

Table with 2 columns: Station (Basel Bad Bf, Haltingen) and values (e.g., 20, 4000, 160, 2.2).

Basel Bad Bf, Weil (Rhein) LGr, Weil am Rhein, Haltingen




Summary table for Haltingen routes, listing train numbers and station codes.

Fahrpläne Basel N/S ab 13.12.2020

Stunden: 8 - 12

Table with 2 columns: Station (Basel Bad Rbf, Weil (Schlaufe)) and values (e.g., 60, 4411, 80, 4411).

Basel Bad Rbf, Weil am Rhein, Basel Bad Rbf, Bf Rbf -Gr- A, Weil am Rhein




Summary table for Weil (Schlaufe) routes, listing train numbers and station codes.

Fahrpläne Basel N/S ab 13.12.2020

Stunden: 8 - 12

Table with 2 columns: Station (Basel Bad Rbf, Weil (Sig10)) and values (e.g., 60, 4415, 80, 4415).

Basel Bad Rbf, Weil am Rhein, Basel Bad Rbf, Bf Rbf -Gr- A, Weil am Rhein



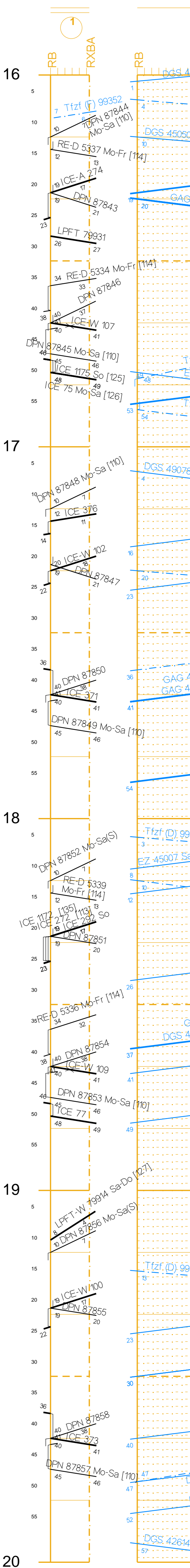
Summary table for Weil (Sig10) routes, listing train numbers and station codes.



Fahrpläne Basel N/S ab 13.12.2020

Stunden: 16 - 20

Table with 2 columns: Station (Basel Bad Bf, Basel Rbf, etc.) and values (e.g., 5.1, 3.5, 0.1, 2.9, 4.65, etc.)

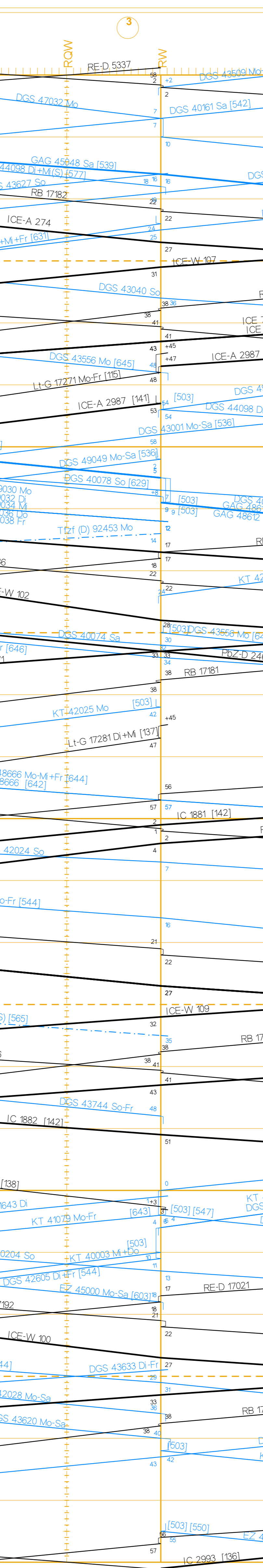


Small table with 2 columns: Station (RB, RXBA, RBA G, RBA C, RBA A) and values (e.g., 5.1, 3.5, 0.1, 2.9, 4.65, etc.)

DB Netz Niederlassung Südwest Jahresfahrplan 2021 vom: 13. Dezember 2020 bis: 11. Dezember 2021

Gültig vom: 13. Dezember 2020 bis: 19. März 2021 / täglich

Table with 2 columns: Station (Basel Bad Bf, Haltingen) and values (e.g., 270.7, 288.7, 1.1, 287.6, 284.3)




Small table with 2 columns: Station (RB, ROW, RW, RHL) and values (e.g., 270.7, 288.7, 1.1, 287.6, 284.3)

Fahrpläne Basel N/S ab 13.12.2020

Stunden: 16 - 20

Table with 2 columns: Station (Basel Bad Rbf, Weil (Schlaufe)) and values (e.g., 3.4, 0.8)




Small table with 2 columns: Station (RBA A, RW) and values (e.g., 3.4, 0.8)

Fahrpläne Basel N/S ab 13.12.2020

Stunden: 16 - 20

Table with 2 columns: Station (Basel Bad Rbf, Weil (Sig10)) and values (e.g., 0.0, 1.1)



Small table with 2 columns: Station (RBA A, RW) and values (e.g., 0.0, 1.1)

